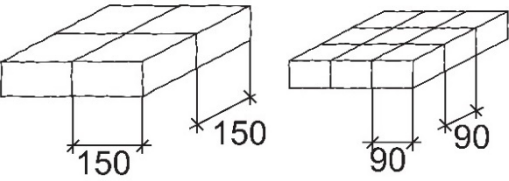
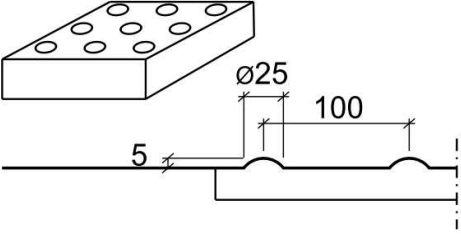
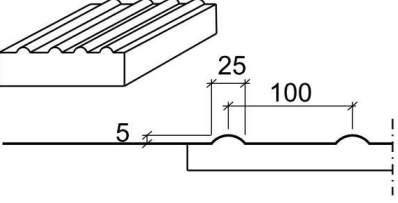
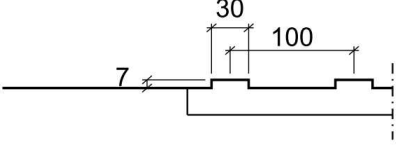


item / construction: **Guidance paving flags** **4**

Accessibility requirements	Measurements	Items requiring special planning attention See also other Suraku tables and sources	Planning instructions	Colours and lighting	Maintenance requirements
<p>1 special level of accessibility</p> <p>Pedestrian street environments</p> <p>City centre areas with public facilities and services</p> <p>Environments for facilities for the elderly, disabled, social and health services</p> <p>Areas with a lot of housing for the elderly and disabled</p> <p>Public transport terminals and areas surrounding public bus stops</p> <p>Exercise and playgrounds that cater to all users</p> <p>Accessible routes, e.g. in recreational areas</p>	<p>Guidance marking in unheated areas</p> <p>Guidance setts</p>  <p>Blister paving flag: cupola pattern</p>  <p>Width in direction of travel 1,200 mm, when going to staircase or ramp leading directly down; otherwise 600 mm</p> <p>DIRECTIONAL GUIDANCE PAVING FLAG: half-rod and bar patterns</p>   <p>Half-rod and bar patterns installed in direction of travel</p>	<p>Kerbstone</p> <p>Outside staircases</p> <p>Ramps</p> <p>Loading islands</p> <p>Walking surfaces</p> <p>Railings (guide railings)</p> <p>Sources:</p> <p>Unobstructed lighting and clear contrasts in station areas 39/2006, The Ministry of Transport and Communications</p> <p>SFS-EN 12464-2, Outdoor lighting</p> <p>Accessible building and environment 2018</p>	<p>In unheated areas, the material of the guidance strip is split-face setts, a strip of 2 or 3 stones</p> <p>Use of guidance paving flags only in heated or covered areas, unless the material is resistant to winter maintenance</p> <p>The warning area must have a visual and material contrast which is clearly distinguishable from the pavement and can be felt with a foot or a white cane of a visually impaired person</p> <p>Traffic is controlled by the visual and material contrasts of the path surface</p> <p>Guidance paving flags positioned to lead logically to destination</p> <p>To avoid misunderstanding, no other paving materials resembling these in colouring, surface pattern or texture are to be used nearby</p> <p>Ice and snow melting system or roof recommended</p> <p>The rainwater system can be used as a guidance element</p>	<p>visual contrast distinct from the surface (contrast requirement: difference between medium grey and black/white), primarily light colouring.</p> <p>Good lighting; glare-free, even. Recommended lighting intensity 20 lux</p> <p>Light possibly integrated in guidance/warning pattern</p>	<p>Setts withstands winter maintenance in unheated areas</p> <p>Guidance and warning pattern to remain distinct</p> <p>Tactile and visual contrast to remain distinct</p>
<p>2 basic level of accessibility</p>					