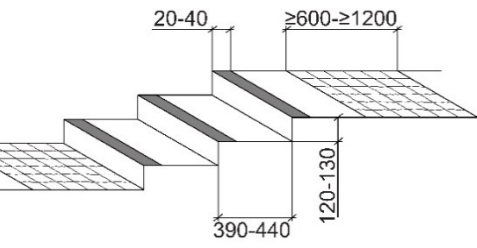
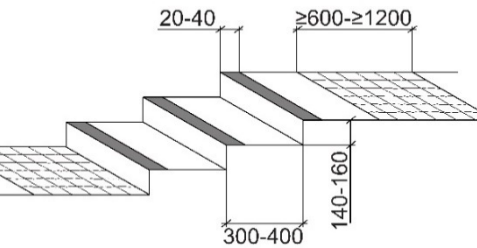
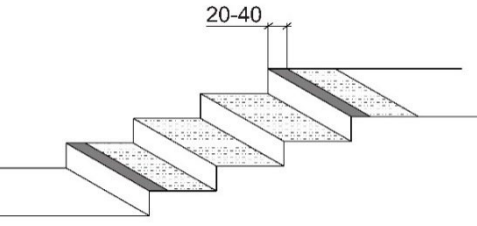


item / construction:

Outdoor staircases

2

Accessibility requirements	Measurements	Items requiring special planning attention See also other Suraku tables and sources	Planning instructions	Colours and lighting	Maintenance requirements
<p>1 special level of accessibility</p> <p>Pedestrian street environments</p> <p>City centre areas with public facilities and services</p> <p>Environments for facilities for the elderly, disabled, social and health services</p> <p>Areas with a lot of housing for the elderly and disabled</p> <p>Public transport terminals and areas surrounding public bus stops</p> <p>Exercise and playgrounds that cater to all users</p> <p>Accessible routes, e.g. in recreational areas</p>	<p>Unheated external staircase</p>  <p>In unheated or uncovered staircase, tread ≥ 390 mm, rise ≤ 130 mm</p> <p>Heated external staircase</p>  <p>In heated or covered staircase, tread ≥ 300 mm, rise ≤ 160 mm</p> <p>Recommendation: intermediate landing every 10-15 steps</p> <p>Min. width 1,200 mm</p>	<p>Ramps</p> <p>Warning areas</p> <p>Guidance paving flags</p> <p>Handrails</p> <p>Railings</p> <p>Visual contrast strip</p> <p>Safety railing</p> <p>Sources:</p> <p>Decree of the Ministry of the Environment on safety of use of buildings 1007/201</p> <p>SFS-EN 12464-2, Outdoor lighting</p> <p>Accessible building and environments 2018</p>	<p>Recommended sizing for outdoor staircases: 2 x rise + tread ≤ 660 mm (RT 88-10470, 1992)</p> <p>Sizing for covered and heated staircases: 2 x rise + tread ≤ 630 mm</p> <p>Alternative stairless access always</p> <p>Covering or heating to improve usability is recommended</p> <p>Rough surface, non-slippery when wet</p> <p>Accidental access to or falling into staircases is prevented</p> <p>Warning area or blister paving flags always at top and bottom of staircase</p> <p>Colour/contrast strip at edge of steps. Contrast strip either part of structural solution of steps or grout filling in a cut groove</p> <p>Edge perpendicular to direction of travel</p> <p>Handrails at two heights always on both sides of staircase</p> <p>In wide staircases, handrails in the middle at intervals of 2,400 mm</p> <p>Open railing to separate the pram slope from the staircases. Pram slope is not recommended.</p> <p>At elevation differences, avoid single steps and open steps as well as protruding front edges of the steps.</p>	<p>At the edge of the steps, visual contrast strip distinct from the material of the steps (contrast requirement: difference between medium grey and black/white), primarily a dark strip on a light step</p> <p>Light colouring of stairs to show shadows cast by steps</p> <p>Good lighting; glare-free, even. Lighting intensity; open staircase 30–50 lux, covered staircase 50–100 lux. Lighting intensity ≥ 50 lux</p> <p>Special stairway light where necessary</p>	<p>Maintenance requirements are taken into account when designing staircases so that the functionality of the staircases can be guaranteed in all conditions. Ice and snow melting system to remain functional. If faulty, apply non-slip treatment.</p> <p>Clean, non-slippery surface</p> <p>Surface pattern and visual contrast of blister paving flags and warning areas to remain distinct</p> <p>At the front edge of the steps, a visual contrast strip to remain distinct</p> <p>In heated steps, tread can be 375 mm</p> <p>Piling of snow under handrail prohibited.</p> <p>Vegetation to be kept from the steps. Vegetation must not hamper use of handrail.</p>
<p>2 basic level of accessibility</p>	<p>Instructions as above</p>  <p>Alternative method in renovation</p>	<p>Ramps</p> <p>Handrails</p> <p>Railings</p> <p>Warning areas (strips)</p>	<p>Alternative stairless access always</p> <p>Rough surface, non-slippery when wet</p> <p>Acceptable alternative in renovation: a visual contrast strip at the edge of the top and bottom step, also before and after the intermediate landing</p> <p>Handrails always on both sides of staircase</p> <p>In wide staircases, handrails in the middle at intervals of 2,400 mm</p>	<p>At the edge of the steps, a visual contrast strip distinct from the material of the steps (contrast requirement: difference between medium grey and black/white), primarily a dark strip on a light step</p> <p>Light colouring of stairs to show shadows cast by steps</p> <p>Minimum lighting category K2 (min. 10 lux)</p> <p>Good lighting: glare-free, even</p>	<p>Non-slip treatment (sanding, etc.)</p> <p>Rough, non-slippery surface</p> <p>visual contrast strip of the front edge of the top step to remain distinct</p> <p>Piling of snow under handrail prohibited.</p> <p>Vegetation to be kept from the steps. Vegetation must not hamper use of handrail.</p> <p>Passage prohibited if there is no wintertime maintenance</p>