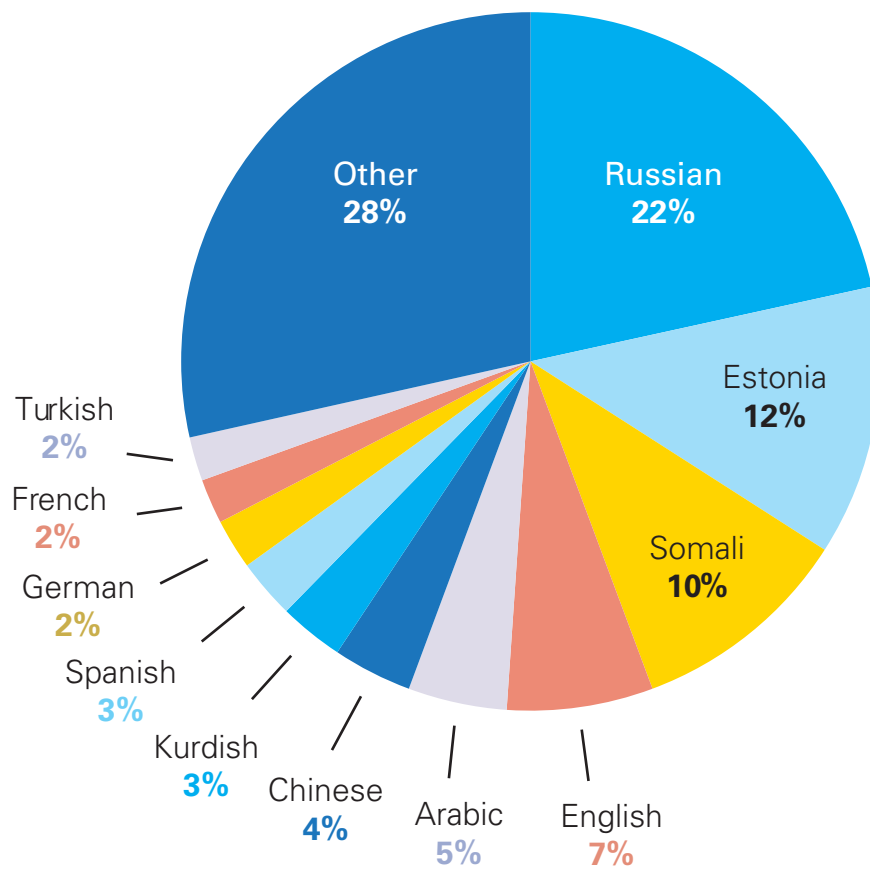




FOREIGNERS IN HELSINKI 2011



Contents

1. Foreigners in Helsinki	3
2. Foreigner groups	4
2.1 Mother tongues of foreign-language residents	4
2.2 Nationalities of foreigners	5
3. Population of foreign-language speakers by sex and age	6
4. Spatial distribution of foreign-language residents in Helsinki.....	7
5. Trends in numbers of foreign-language residents	7
6. Projection for the foreign-language population.....	9
7. Migration to or from Helsinki among foreign-language residents.....	10
7.1 Foreign migration between Helsinki and foreign countries	10
7.2 Foreign migration between Helsinki and the rest of Finland	10
7.3 On the whole	11
8. Families and nativity.....	11
9. Housing	13
10. Education and studying	16
11. Employment and unemployment.....	18
SOURCES and EXPLANATORY NOTES.....	22

1. Foreigners in Helsinki

The foreigner population in Helsinki can be viewed in terms of either mother tongue, nationality or country of birth. However, statistics on foreign nationals are affected by people changing their nationality. In addition, those having changed their nationality can also be analysed via the category Finnish nationals born abroad. Also, there are no statistics on second generation immigrants.

A foreign mother tongue is a better indicator of foreign background than nationality because people do not usually change their mother tongue. Furthermore, people's mother tongue often describes their cultural background better than nationality does. A problem though in statistical analyses is that people's registered mother tongue is not always the same as their everyday language.

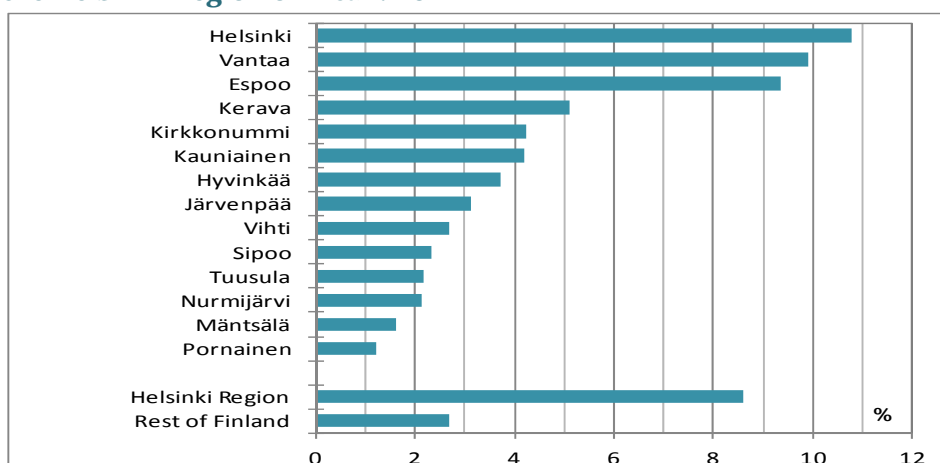
The concept of being a foreigner has several meanings, and statistics show just some aspects on Helsinki's foreigner population. In this publication, we primarily deal with it in terms of foreign mother tongue using the term foreign-language resident. This is partly due to our statistics sources, but also to the fact that someone's language says more about the cultural background than does nationality. And from the angle of municipal public services, too, someone's language is more essential than the nationality.

On 1 January 2011, another mother tongue than Finnish or Swedish (Finland's two official languages) was spoken by 63,475 residents in Helsinki, making up 10.8 per cent of the city's population. The number of foreign nationals living in Helsinki added up to 44,461, forming 7.5 per cent of the city's population. 21,286 Helsinki residents were Finnish nationals born abroad. The foreign nationals and the Finnish nationals born abroad together make up the category of foreign-background residents totalling 65,747 people, i.e. 11.2 per cent of Helsinki residents.

Helsinki is home to 11 per cent of Finland's population, but to 28 of foreign-language residents (i.e. foreign-mother-tongue residents) and 26 per cent of foreign nationals in Finland. The foreigner population of Finland is clearly concentrated in the Helsinki Metropolitan Area: almost half (48%) of foreign-language residents live in this area, versus just one-fifth of the whole population of Finland.

The proportion of foreign-language residents in the population is 11 per cent in Helsinki, 7 per cent elsewhere in the Helsinki Region and less than three per cent in the rest of Finland. Helsinki, Espoo and Vantaa have a clearly higher proportion of foreign-language residents than the other municipalities of the Helsinki Region have. In those three municipalities, every tenth resident had a foreign mother tongue. Among other municipalities in the region, Kerava had the highest proportion (5%), followed by Kirkkonummi (4%) and Kauniainen (4%).

Figure 1. Proportion of foreign-language residents in the populations of the municipalities of the Helsinki Region on 1 Jan. 2011



2. Foreigner groups

2.1 Mother tongues of foreign-language residents

The clearly most common foreign mother tongue in Helsinki is Russian, spoken by 13,684 native speakers, i.e. by more than every fifth foreign-language resident. Second and third most common were Estonian and Somali, each spoken by more than one-tenth of foreign-language resident in the city. English-language (mother-tongue) residents were also a fairly large group. The four largest language groups together make up half of all foreign-language (i.e. foreign-mother-tongue) residents. In Helsinki, there are numerous other mother tongues, including dozens with less than 100 speakers.

Figure 2. Foreign-language residents in Helsinki by mother tongue on 1 Jan. 2011

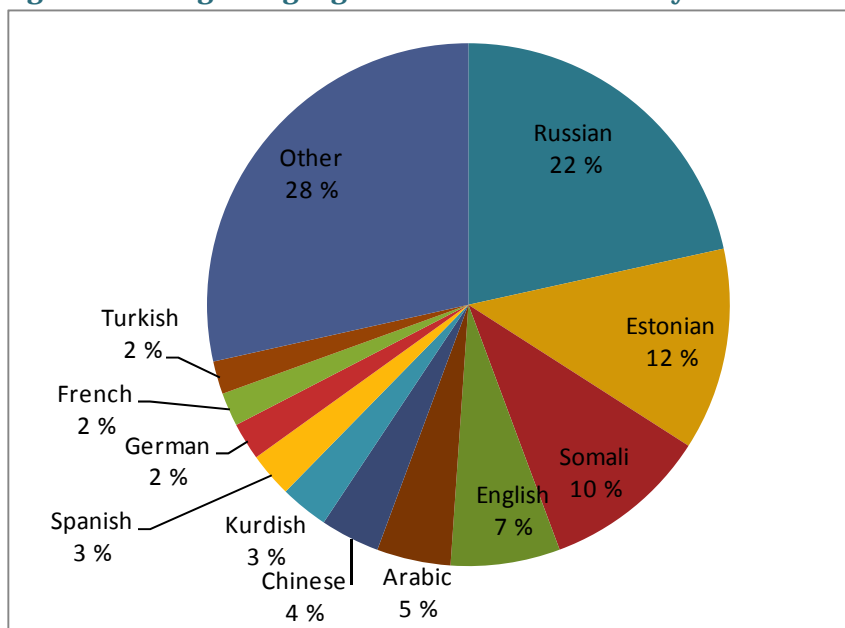


Table 1. Foreign nationals and the whole population by mother tongue in Helsinki on 1 Jan. 2011

Mother tongue	Persons	%	Mother tongue	Persons	%
Whole population	588 549	100	Foreign nationals	44 461	100
Finnish	489 615	83,2	Finnish	1 587	3,6
Swedish	35 459	6,0	Swedish	912	2,1
Other languages total	63 475	10,8	Russian	7 728	17,4
		100	Estonian	6 947	15,6
Russian	13 684	21,6	English	3 244	7,3
Estonian	7 940	12,5	Somali	2 819	6,3
Somali	6 513	10,3	Chinese	1 649	3,7
English	4 291	6,8	Arabic	1 375	3,1
Arabic	2 905	4,6	Spanish	1 296	2,9
Chinese	2 328	3,7	German	1 130	2,5
Kurdish	1 900	3,0	Kurdish	1 010	2,3
Spanish	1 745	2,7	French	962	2,2
German	1 474	2,3	Thai	837	1,9
French	1 315	2,1	Turkish	694	1,6
Turkish	1 294	2,0	Other	12 270	27,6
Vietnamese	1 195	1,9			
Other language	16 891	26,6			

2.2 Nationalities of foreigners

At the turn of year 2010/2011 foreign nationals in Helsinki represented around 170 nationalities, the largest group was the Estonians, totalling 8,481. The second largest group was the Russians, totalling 6,008, followed by the Somalis. 35 per cent of foreign nationals were from EU countries, 22 per cent from other parts of Europe. 22 per cent were from Asia and 14.0 per cent from Africa. Less than 3 per cent were from North America, and more than 2 per cent both from South America and the Caribbean.

Figure 3. Largest foreigner groups in Helsinki on 1 Jan. 2011

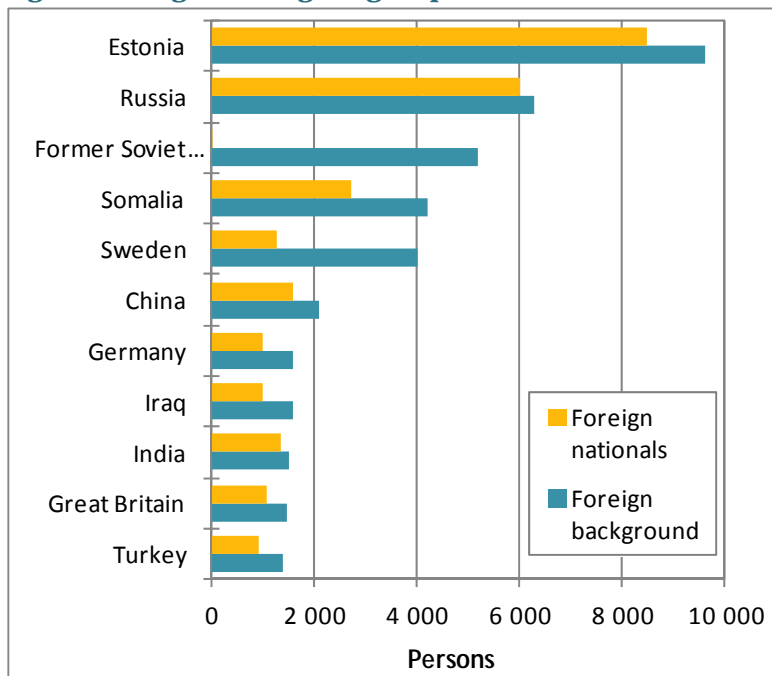


Table 2. Foreign-background residents in Helsinki by nationality and country of birth on 1 Jan. 2011

	Foreign background total	Foreign nationals	Finnish nationals born abroad
Total	65 747	44 461	21 286
Europe	37 142	24 651	12 491
Africa	9 279	6 294	2 985
North America	1 726	1 129	597
South America and Caribbean	1 518	979	539
Asia	14 737	10 666	4 071
Australia and Oceania	368	234	134
Unknown	977	508	469

In 2011, 4,014 people with a Swedish background lived in Helsinki. Only 1,278 of those had a Swedish citizenship. The majority are Finnish nationals born in Sweden and having returned to Finland. *The number of people in Helsinki with Russian background, too, is affected by discrepancies in nationality and country of birth. The number of Russian nationals was 6,008, but in reality, the number of Russian-background residents is higher, because in addition to these, there were 5 171 Finnish nationals that had been born in the former Soviet Union. They are primarily Finnish speaking Ingrians and their descendants from areas near Finland.* In 2010 in Helsinki, 884 people born abroad received a Finnish citizenship, i.e. slightly more than the previous year.

Among foreign nationals in Helsinki, the most common language is Russian, spoken as a mother tongue by almost one-fifth of foreign nationals in the city. Estonian native speakers are clearly the second largest group, and those with English as their mother tongue the third largest.

Nearly four per cent of foreign nationals have Finnish as their official mother tongue. The majority of these are citizens of countries that for many years received many Finnish immigrants, such as Sweden, the USA, and Australia and the former Soviet Union. In addition, remigration to Finland from the former Soviet Union, more precisely from North-West Russia and from Estonia, have raised the number of Finnish-mother-tongue residents among the foreign nationals. In particular, strong remigration from the former Soviet Union, i.e. Russia and Estonia, has raised the number of Finnish-mother-tongue residents among the foreign nationals in Helsinki.

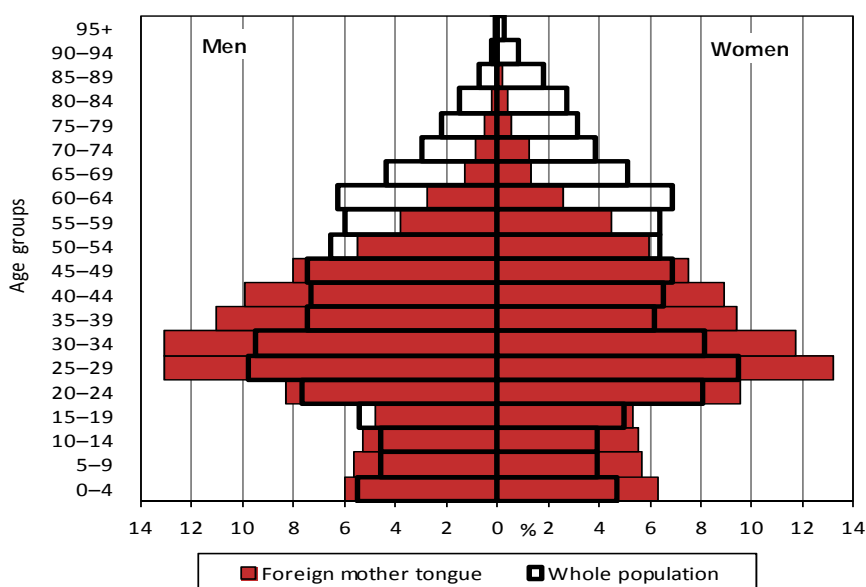
3. Population of foreign-language speakers by sex and age

In Helsinki's population as a whole, there are more women than men, mainly because women on average live longer than men. Of foreign-language residents, however, men make up 52 per cent. However, there are great differences in gender balance between foreigner groups: of EU nationals and those born in the EU, 53 per cent are men, of Brits and Italians over 70 per cent. Men are in the majority in most nationality groups, but in the largest ones women are.

The foreign-language population as a whole in Helsinki is younger than the city's population at large, and young people of working age and children are the largest age groups. Old-age pensioners are rare among foreigners. Among foreign-language residents 18 per cent are under 16 year old, versus 14 per cent among all Helsinki residents. The proportion of over 65 year olds is just 3 per cent among foreign-language residents, versus 16 per cent among Finnish- or Swedish-language residents.

The foreign-language population holds a higher percentage of working-aged than does the whole population. The proportion of 25-44 year olds is 45 per cent among foreign-language residents, and only 30 per cent among those with either Finnish or Swedish as their mother tongue. Among foreign-language residents, 25-39 year olds are clearly the largest age groups, while older people of working age are less numerous.

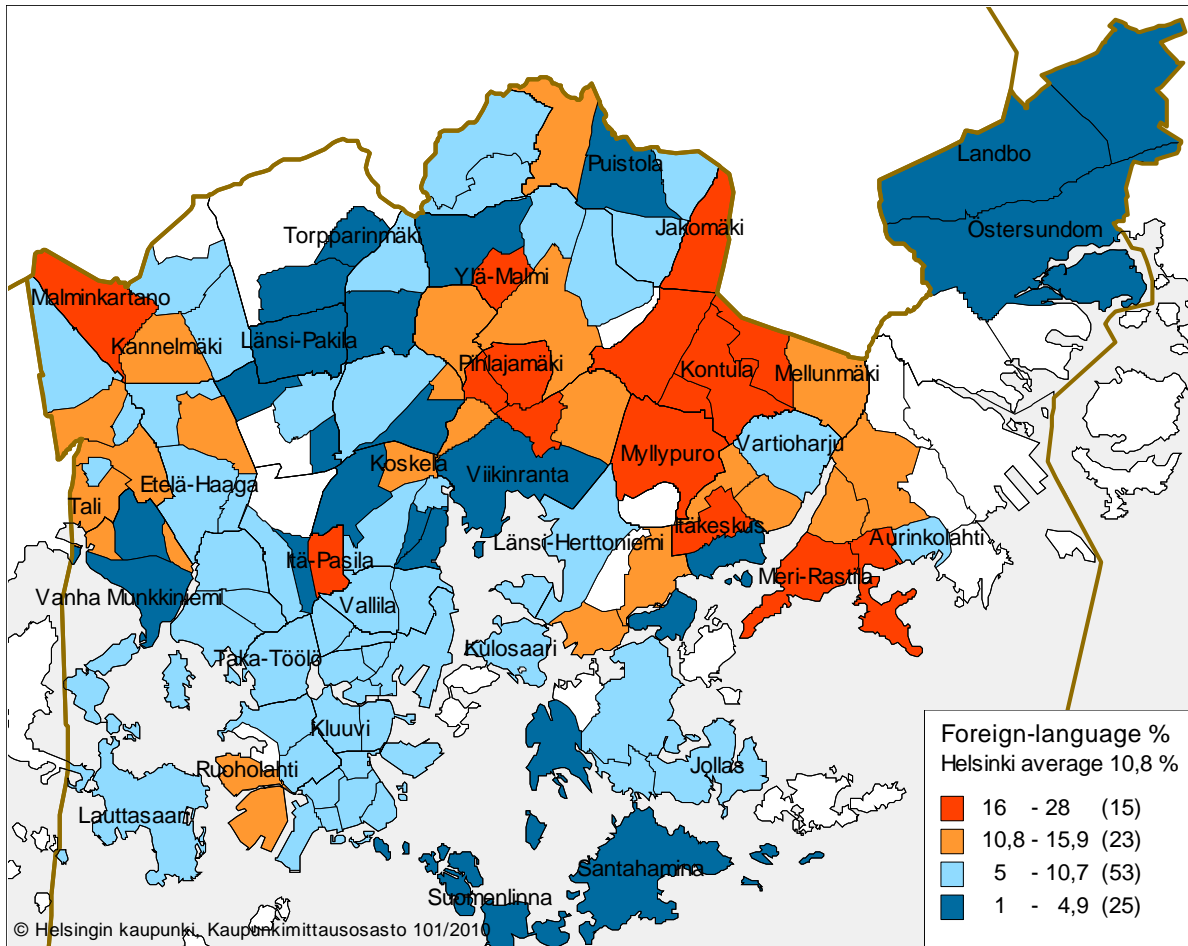
Figure 4. Age structure of the whole population and those with a foreign mother tongue in Helsinki on 1 Jan. 2011



4. Spatial distribution of foreign-language residents in Helsinki

Those residents with a foreign mother tongue most typically live in Helsinki's Eastern Major District – 28 of them do. Over a fifth have Russian as their mother tongue, also concentrated in the Eastern as well as the North-Eastern Major District. Estonian native speakers, too, are more concentrated than the average population in these areas. No less than one-third of Somali-mother-tongue residents live in the Eastern Major District. Of English-mother-tongue residents on the other hand, i.e. the fourth largest mother-tongue group, one-quarter live in the Southern Major District.

Figure 5. Proportion of foreign-language residents in the population of Helsinki sub-districts on 1 Jan. 2011



Areas with less than 100 inhabitants are blank on the map.

5. Trends in numbers of foreign-language residents

Over the 2000s, the number of foreign-language residents in Helsinki has grown by almost 34 000 people, thus more than doubling the figure. From 2006 on, their number grew by over 4,000 a year until 2011, when growth fell to 3 850 people – almost 500 weaker than in 2009.

The order of size of foreign-mother-tongue groups has remained almost the same ever since 2000. Russian-language residents are still clearly the largest group, and over 2000–2011, their number grew by 78 per cent. Estonian native speakers have increased by 130 per cent, after rapid growth these last few years. The numbers of Arabic and Spanish native speaker residents have also increased rapidly. The proportions of English, German and French native speaker residents have grown more slowly than other major language groups.

Figure 6. Proportion of foreign-language residents in the populations of Helsinki, the Helsinki Region and the rest of Finland in 2000–2011

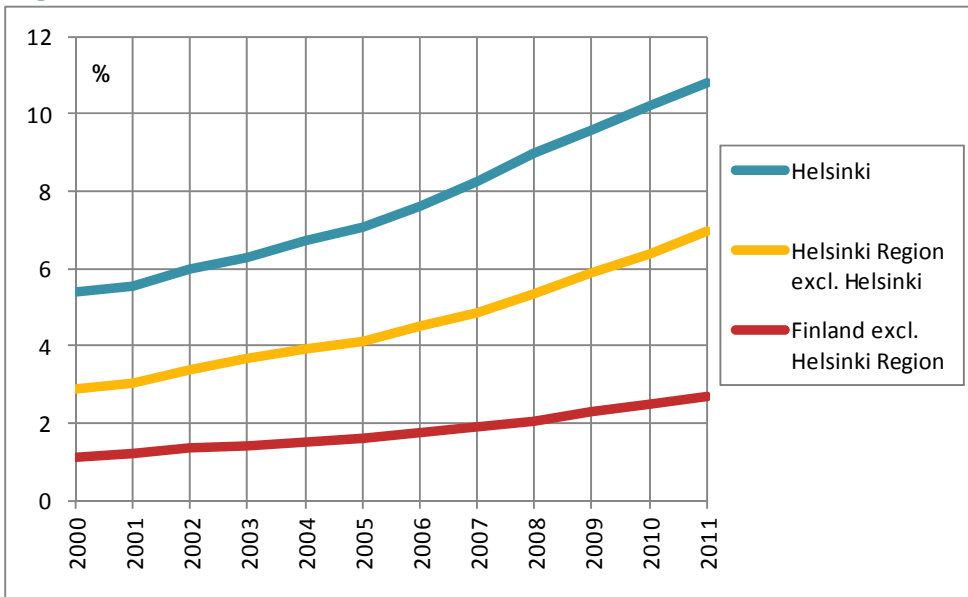


Figure 7. Foreign background residents and foreign-language residents in Helsinki in 1985–2011

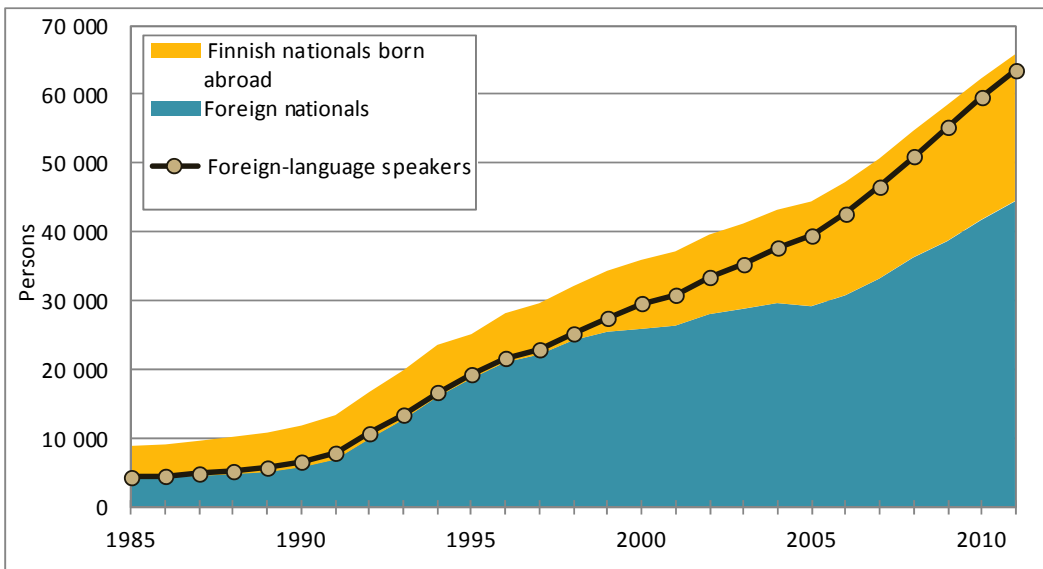
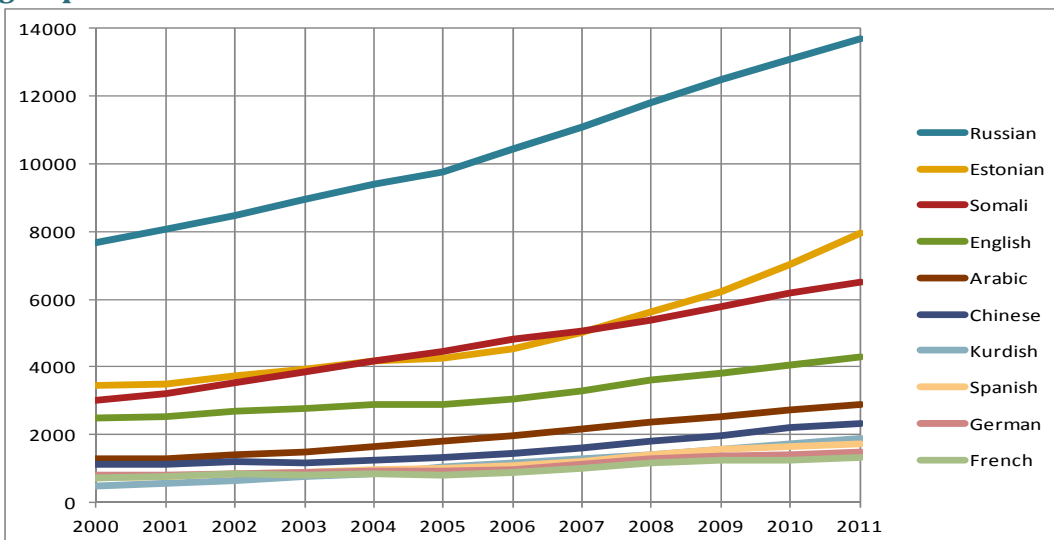


Figure 8. Trends in the numbers of residents in the ten largest foreign-language resident groups in 2000–2011

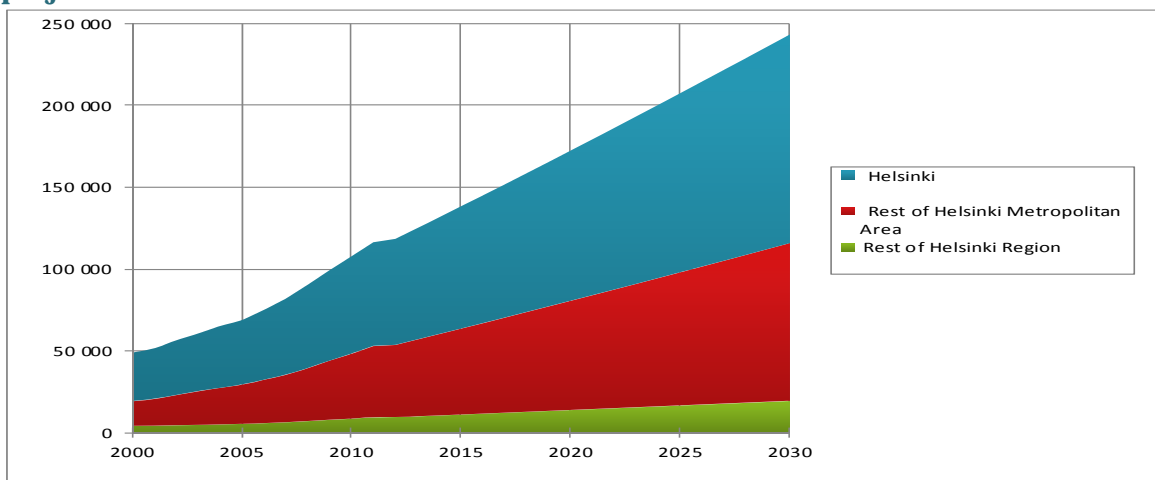


6. Projection for the foreign-language population

The projection for the foreign-language population in Helsinki and the Helsinki Region has been drawn up in 2009 in cooperation between the statistical and research authorities of the cities in the Helsinki Metropolitan Area. The projection uses language as the indicator of foreign background, because mother tongue is a more common demographic variable than nationality is. Moreover, people's mother tongue usually does not change even though their nationality may change.

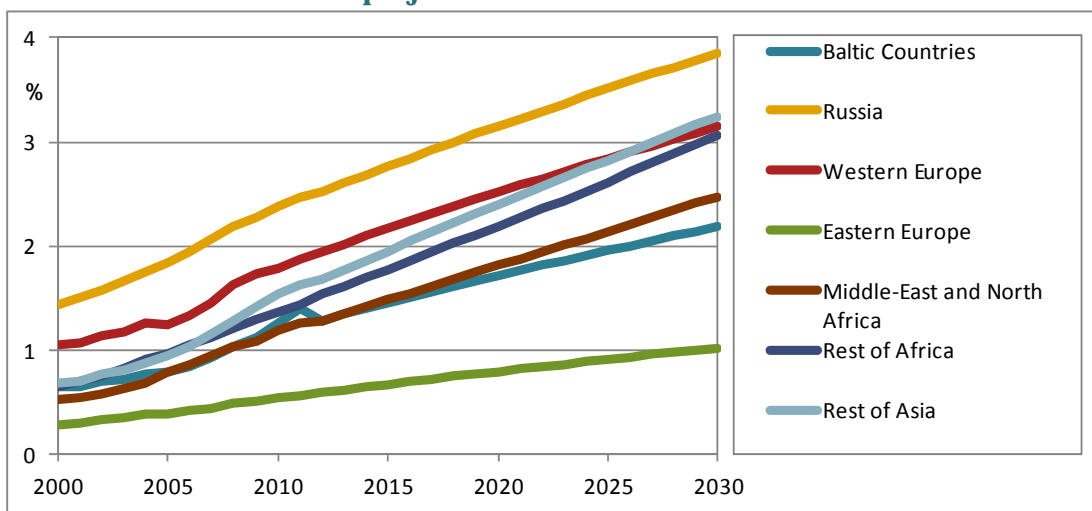
By 2030, the number of foreign language native speakers is forecast to have grown by 64,000. In other words, the figure is expected to double within twenty years. By that time 128,000, alias 19.3 per cent, of Helsinki's residents would have a foreign mother tongue. Their number in the whole Helsinki Region would be 243,000, i.e. 15.3 per cent of the region's population. Foreign-language residents would thus account for up to 86 per cent of population growth in Helsinki and 37 per cent in the rest of the Helsinki Region. By 2030, four per cent of Helsinki's residents would have Russian as their mother tongue.

Figure 9. Foreign-language population in the Helsinki Region on 1. Jan. 2000–2011 and a projection for 2012–2030



Source: City of Helsinki Urban Facts

Figure 10. Proportion of the foreign-language residents among the total population in Helsinki on 1. Jan. 2000–2011 and a projection for 2012–2030



Helsinki Urban Facts

Source: City of

7. Migration to or from Helsinki among foreign-language residents

7.1 Foreign migration between Helsinki and foreign countries

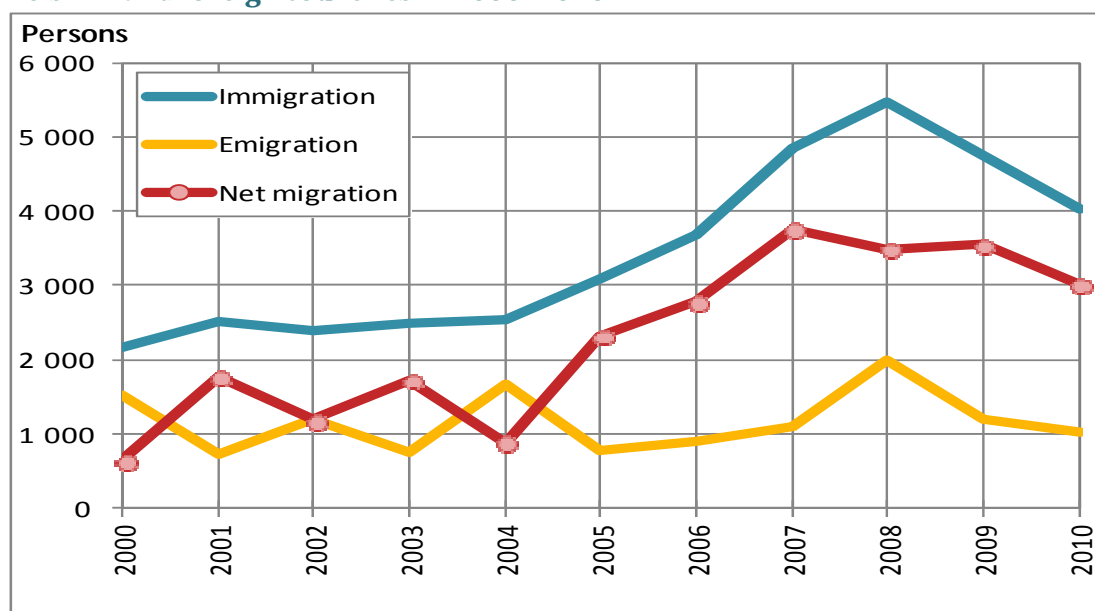
In 2010, 5,703 people moved from abroad to Helsinki. Of these, 4,033 or 71 per cent were foreign-language (i.e. mother-tongue) speakers. The immigration of foreign-language speakers grew strongly between 2005 and 2008. Since then, immigrant numbers have declined.

In 2010, 3,171 people moved abroad from Helsinki. Of these, 1,015 i.e. less than one-third were foreign-language residents. Emigration figures tend to fluctuate more considerably over the years than do immigration figures. Emigration figures are particularly high during Finnish public election years, when the Population Register is updated.

Foreign migration brings Helsinki a migration surplus in terms of foreign-mother-tongue residents. The migration balance, i.e. net migration, with foreign countries totalled 3,018 in 2010. Migrants with Finnish or Swedish as their mother tongue brought a deficit.

Among foreign-language immigrants to Helsinki in 2010, the proportion of under 15 year olds was 14 per cent. The largest age group were the 30–44 year olds (32 %). Among foreign-mother-tongue speakers moving abroad from Helsinki, young people of working age are the largest group, and the proportion of children is the same as with those moving here. The international foreign-mother-tongue migration brings Helsinki a surplus in all age groups.

Figure 11. Immigration, emigration and net migration of foreign-language residents between Helsinki and foreign countries in 2000–2010



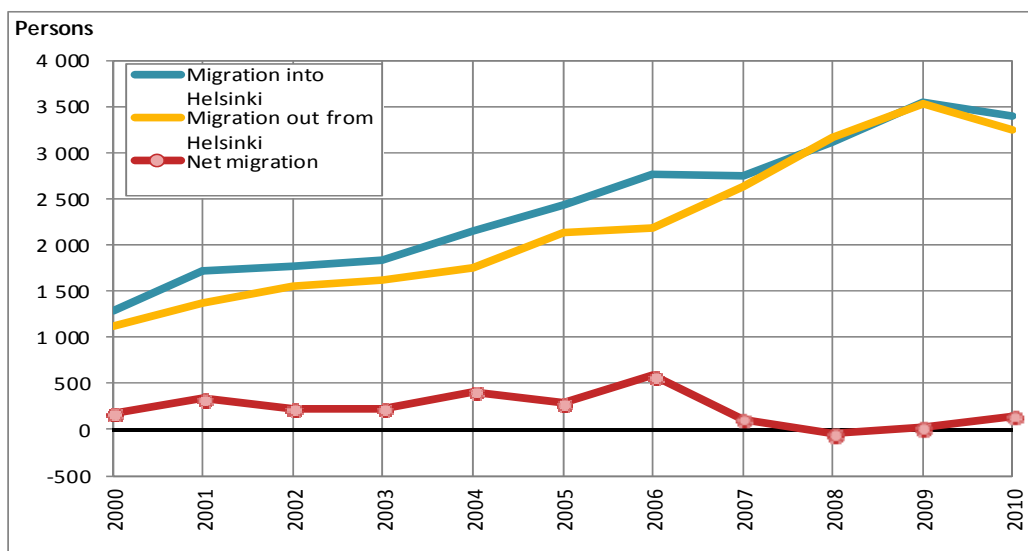
7.2 Foreign migration between Helsinki and the rest of Finland

In 2010, migrants from the rest of Finland to Helsinki amounted to 29,922 people, 3,389 of whom (11%) had some other mother tongue than Finnish or Swedish. Those moving in the opposite direction numbered 28,846, of whom 3,246 (11%) had a foreign mother tongue.

Since 2000, foreign-language resident migration within Finland has grown strongly in both directions across Helsinki's borders. In 2000, foreign-language residents accounted for four per cent of this migration, in 2010 no less than 11 per cent.

Almost half of foreign-language residents moving from the rest of Finland to Helsinki are 20-29 years old. Among migrants with Finnish or Swedish as their mother tongue, this proportion is smaller. Those moving from Helsinki to the rest of Finland are mainly young adults of working age and children regardless of the mother tongue group. A negative migration balance of foreign-language residents was seen only in 2008.

Figure 12. Migration and net migration of foreign-language residents between Helsinki and the rest of Finland in 2000–2010



7.3 On the whole

In recent years, natural population growth has been positive, and increasingly so, in Helsinki. However, the most important factor contributing to population growth is immigration from abroad. Migration among foreign-language residents in Helsinki is characterised by strong immigration from abroad and lively migration within Finland. Many of those moving in from abroad first come to Helsinki and later move elsewhere in Finland. A major share of the latter move to the rest of the Helsinki Metropolitan Area. In Helsinki proper, the number of foreign-language residents grows above all due to immigration from abroad. Foreign-language residents' migration within Finland across Helsinki's borders is lively in both directions, thus causing minor net effects.

In 2010, those foreign-mother-tongue migrants moving from abroad that gave Helsinki the largest surpluses were EU-member state nationals. Over one-quarter of these immigrants were Estonian nationals. One-tenth of those moving from abroad were Russians, and one-fifth were from Asia. Foreign-language migrants from the rest of Finland to Helsinki were predominantly from central or western Asia, from Africa or from Estonia.

Among all large nationality groups, migration from Helsinki clearly more commonly went to the rest of Finland than abroad. Almost all nationality groups in Helsinki showed a negative migration balance with the rest of Finland. All the large nationality groups had a clearly positive international migration balance.

8. Families and nativity

Marriages

Women with a foreign mother tongue are more commonly married (45% in Jan. 2011) than women with a local mother tongue (Finnish or Swedish) are (33%). The difference is greatest among young age groups: among 18-29 year old women, 28 per cent of those with a foreign mother tongue are married, versus 9 per

cent of those with Finnish or Swedish as their mother tongue. Towards older age groups, the difference between language groups levels out, because in these age groups it is common for Finnish- or Swedish-language women to be married, too.

Marriage to a Finnish national is clearly a major reason for foreigners to move to Finland and Helsinki – although a part of foreigners have got married only after moving to Finland. However, those with Estonian, Somali or Chinese, and men with Russian as their mother tongue as well as women with Arabic as theirs are predominantly married to someone that they share the mother tongue with. Instead, men with Arabic or Turkish and men and women with English, German, Spanish or French as their mother tongue are predominantly married to someone with Finnish or Swedish as their mother tongue.

Families

In early January 2011, there were 20,194 families in Helsinki with at least one spouse having a different mother tongue than Finnish or Swedish. They make up 14 per cent of all families in the city. Families with children (under 18) in the city numbered 55,973 in all, with 10,626 alias 19 per cent being the kind where at least either parent has a foreign mother tongue.

Compared with other families, those with a foreign mother tongue more often have children. In Helsinki families overall, 61 per cent have no children under eighteen. This proportion is 47 per cent among families where at least either parent has foreign mother tongue, and 37 per cent in families where both parents have a foreign mother tongue.

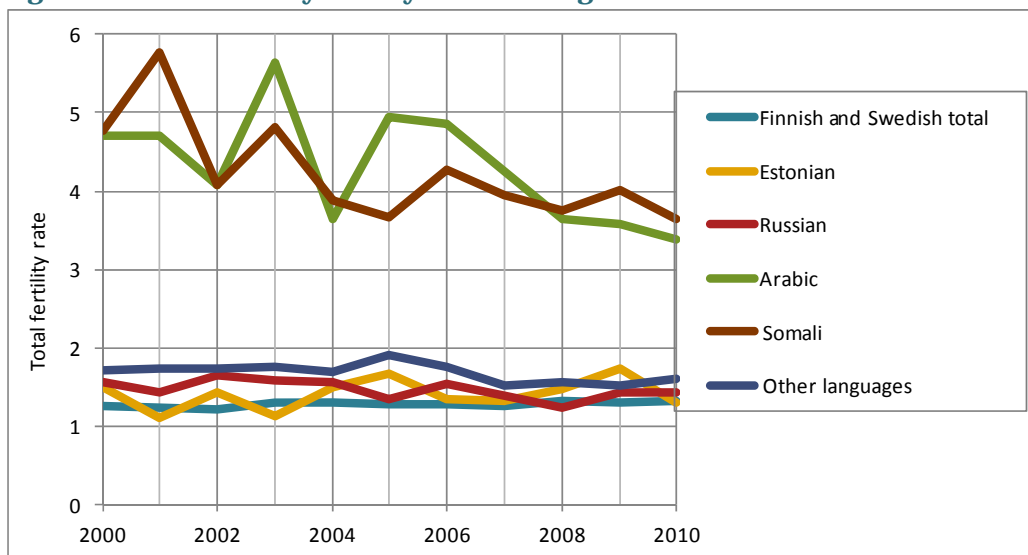
The average number of children of families in Helsinki is 0.81. Foreign-mother-tongue families have more children: 1,09 per family with at least one foreign-mother-tongue parent. There are three or more children in 4 per cent of families where both parents are either Finnish- or Swedish-language residents, and in 9 per cent of families where at least either parent is a foreign-language resident. If both parents have a foreign mother tongue, the proportion of such large families is 13 per cent. The foreign-mother-tongue families have more children than do the population as a whole partly because the foreign-language population is younger than the population as a whole.

Nativity

In 2010, 6,709 babies were born in Helsinki. This meant 43 children per one thousand 15-49-year old women. This ratio was 41 with Finnish-mother-tongue women, 44 with Swedish-mother-tongue and 59 with foreign-mother-tongue women. Mothers with a foreign mother tongue have their children at a slightly younger age, on average, than do mothers in the overall population. The fertility rate of 20-24 year olds was 68 among foreign-mother-tongue women, versus 27 among all women in Helsinki. Among women with either Finnish or Swedish as their mother tongue, fertility was highest among 30-34 year olds, versus 25-29 year olds among women with a foreign mother tongue.

The total fertility rate in Helsinki was 1.38, with that of foreign-language residents standing at 1.74. Of the large language groups, Estonian- and Russian-language residents have practically the same fertility rate as Finnish native speakers. Somali- and Arabic-language residents, on the other hand, have almost three times as high a fertility rate as the whole population. Over the 2000s, fertility has, nevertheless, fallen among those with a foreign mother tongue and risen somewhat among those with a domestic mother tongue (Finnish or Swedish).

Figure 13. Total fertility rate by mother tongue in Helsinki in 2000–2010



9. Housing

Structure of foreign-language households

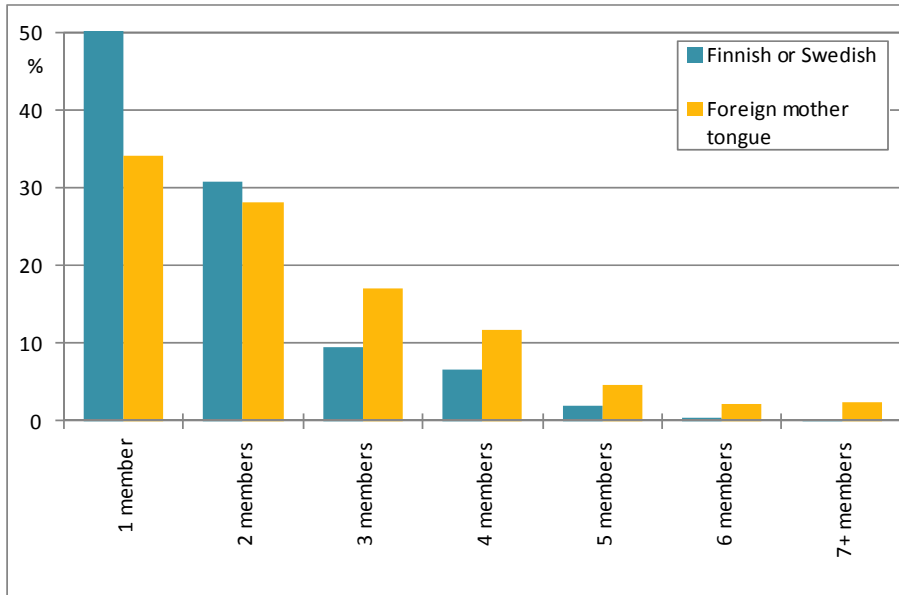
In 2008 at year-end, 20,239 (7%) out of Helsinki's 298,590 households were foreign-language households. The largest group were the Russian native speaker households, with just over a quarter of foreign-language households. The second largest group were Estonian-mother-tongue households with 14 per cent. (Household dwelling units are referred to as households or dwelling households.)

Foreign-language households are, on average, larger than Finnish- or Swedish -language households. The proportion of single households was 34 per cent among foreign-language households and 51 per cent among Finnish/Swedish-language households. Households with five or more members accounted for 3 per cent of Finnish/Swedish-language households and 9 per cent of foreign-language households.

Table 3. Dwelling households by mother tongue of the head of the household in Helsinki in 2008

	Dwelling households	Persons
Mother tongue Finnish or Swedish	278 351	503 207
Foreign mother tongue total	20 239	49 312
Russian	5 406	11 563
Estonian	2 782	5 666
Asian	2 514	6 902
Western European languages (excl. English)	2 425	5 222
English	1 428	3 232
North African and Middle East languages	1 389	3 591
Somali	1 139	4 855
Eastern European languages (excl. Russian)	1 050	2 664
Arabic	880	2 470
Other African	574	1 592
Other language or mother tongue unknown	652	1 555

Figure 14. Dwelling households by mother tongue and number of members in Helsinki in 2008



Foreign-language residents predominantly tenants

Foreign-language households typically live in rented homes: three-quarters did at year end 2008. Among Finnish- or Swedish-language households this percentage was 45. State-subsidised housing, so-called Arava rented housing, accommodated 48 per cent of foreign-language households, versus 21 per cent of Finnish/Swedish-language households. Non-subsidized housing is about as common with both groups: 27 per cent of foreign-language households and 24 per cent of Finnish/Swedish-language households.

Half of Finnish/Swedish-language households in Helsinki lived in owner-occupied homes, whereas only 19 per cent of foreign-language households did. Owner-occupancy is, as a rule, more common among large than among one- or two-person households. However, owner-occupancy does not increase as clearly with household size among foreign-language households as among Finnish/Swedish-language households. The owner occupancy percentage among single households was 44 with Finnish/Swedish-language residents and 16 with foreign-language residents. Among 4-member households, the owner-occupancy percentage was 66 per cent with Finnish/Swedish-language and 25 with foreign-language households. It is very unusual for foreign-language households with five or more members to live in owner-occupied homes.

Correspondingly, foreign-language households more commonly live in state-subsidised housing (in so-called Arava flats) than do Finnish/Swedish-language households, and increasingly so with growing household size.

Table 4. Tenure status of dwelling households by mother tongue and number of members in Helsinki on 31 Dec. 2008

	Members	%					
	Total	Total	Owner-occupied	State-subsidised	Other rented	ht of occupancy	Other tenure state
Finnish or Swedish							
Total	278 351	100	50,5	20,9	24,2	2,2	2,3
1 member	140 972	100	44,0	20,9	30,6	1,8	2,7
2 members	85 275	100	55,1	20,5	20,5	2,0	1,9
3 members	26 519	100	56,2	23,9	15,0	3,2	1,6
4 members	18 350	100	66,0	18,1	10,4	4,0	1,5
5 members	5 579	100	64,2	19,0	10,8	4,3	1,6
6+ members	1 656	100	52,6	26,3	14,1	4,1	3,0
Foreign mother tongue							
Total	20 239	100	19,4	47,8	27,3	1,5	4,0
1 member	6 895	100	16,0	36,2	40,5	1,0	6,3
2 members	5 667	100	20,7	48,0	26,2	1,8	3,3
3 members	3 451	100	21,9	55,6	18,1	1,7	2,7
4 members	2 362	100	25,2	55,0	15,2	2,2	2,4
5 members	946	100	22,5	59,1	13,9	2,4	2,1
6+ members	918	100	9,5	73,1	14,5	1,1	1,9

Foreign-mother-tongue residents live in more crowded conditions

Nine per cent of Finnish/Swedish-language households lived in crowded conditions, whereas 25 per cent of foreign-language households did. According to Norm 4 (Statistics Finland), crowded housing includes those households with more than one person per room, when the kitchen is not reckoned as a room. Crowded housing is most typical of large households, regardless of domestic language. Foreign-language households more often live in crowded housing than do Finnish/Swedish households regardless of household size.

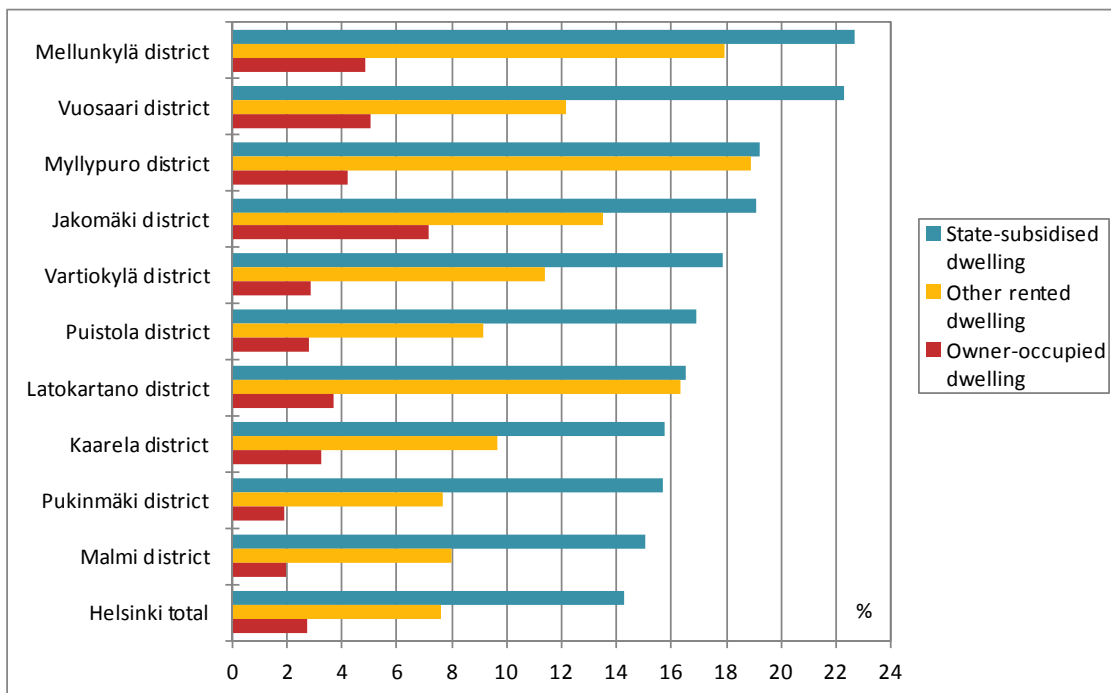
And in terms of floor area per household, too, foreign-language residents live in smaller homes. Among single households, this difference is not remarkable, but with five-member households, for example, the average dwelling size is 106 square metres for Finnish/Swedish-language households and 20 sq.m. less for foreign-language households.

With 35 square metres floor space per person in their homes, Finnish/Swedish-language households have ten sq.m. more floor area per person than do foreign-language households at 25 sq.m. As the number of household members grows, housing space per person decreases significantly. While among Finnish/Swedish-language household single households had on average 49 square metres per member, over six-member households had 16 square metres per member. Foreign-language households with six or more members had 11 sq.m. floor area per member.

Foreign-language residents' housing by district

The rate of foreign-language housing is highest in Jakomäki district, where foreign-language households make up 15 per cent of all households, followed by Mellunkylä district at 14 per cent and Myllypuro at 12 per cent. The proportion of foreign-language households was over 10 per cent also in the districts of Vuosaari and Latokartano.

Figure 15. Districts with the highest percentage of foreign-language residents by tenure status in 2008

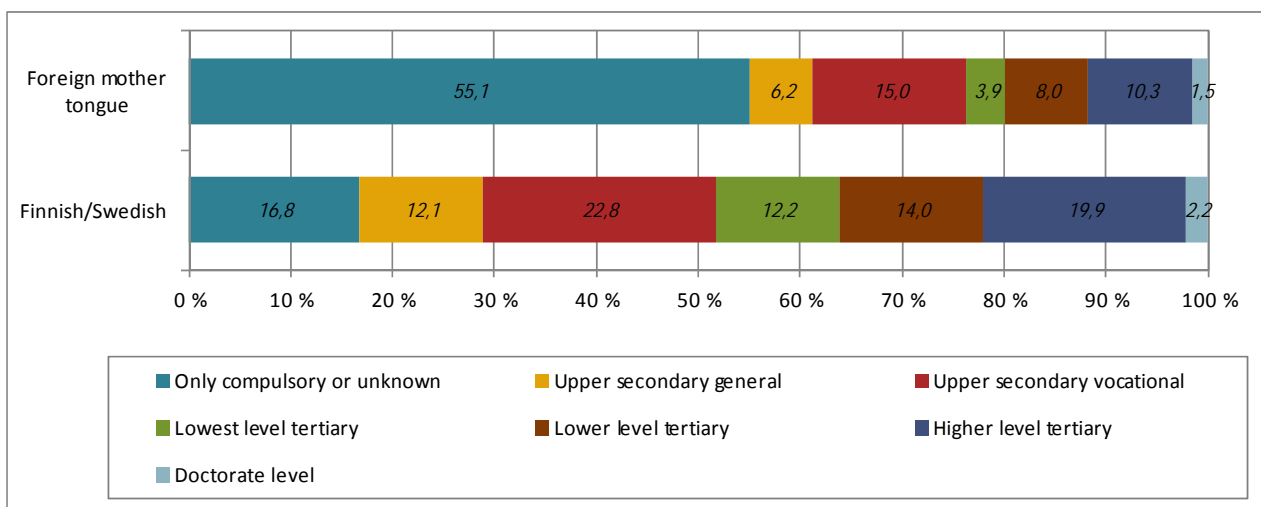


10. Education and studying

The educational background data of many foreigners cannot be found in Statistics Finland's Register of Completed Education and Degrees, and therefore statistics on the educational background of foreign-background residents are incomplete. This should be kept in mind when looking at findings on the education level of foreign-background resident.

At year-end 2009, the proportion of those foreign-language residents aged 25-64 living in Helsinki who had a registered post-compulsory education was 45 per cent. Six per cent had completed an upper secondary general education, and 15 per cent an upper secondary vocational education. 24 per cent of foreign-language residents had completed a tertiary education.

Figure 16. 25–64-year-old Helsinki residents by mother tongue and education level on 31 Dec. 2009



Among foreign-language residents (as with the population as a whole) women are better educated than men, 48 per cent of women and 42 per cent of men have a completed post-compulsory education as their highest education. At upper secondary level, foreign-language men and women are about as well educated, but at tertiary level, women have more education.

In 2010, upper secondary general education schools had 1,397 students with a foreign mother tongue, making up 8 per cent of all upper secondary general students in the city. Over one-third of all upper secondary general students with a foreign mother tongue in Finland are found in Helsinki. One-quarter of upper secondary general students with a foreign mother tongue in Helsinki are Russian-speaking. Estonian, Somali and English native speakers each form about a tenth of these students.

Among upper secondary vocational students in Helsinki, on the other hand, foreign-mother-tongue residents made up a slightly higher proportion: 10 per cent. The number of students with a foreign mother tongue was 3,450, with 27 per cent Russian and 16 per cent Estonian native speaker students as the largest foreign-mother-tongue groups.

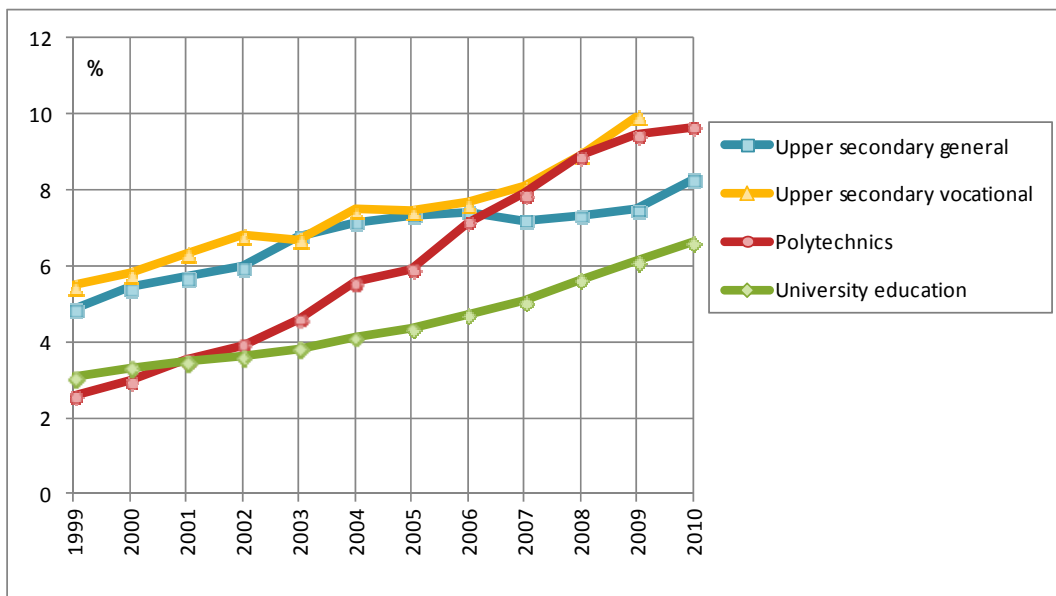
The polytechnics (also called universities of applied sciences) in Helsinki had 2,070 students with a foreign mother tongue, making up 10 per cent of students at this level in 2010. The largest groups of polytechnics students with a foreign mother tongue were the Russian (26%), English (12%), Chinese (8%) and Estonian (7%) native speakers.

At university level, the number of students with a foreign mother tongue was 3,006, making up 7 per cent of all university students in Helsinki in 2010. Russian native speakers are the largest group of students with a foreign mother tongue (19%) followed by Chinese (12%), English (9%), Estonian (6%) and German (6%) native speaker students.

In 2005–2010, the number of students with a foreign mother tongue grew strongest, by no less than 84 per cent, in polytechnic education, which compares with an overall student growth of only 12 per cent. Since 2000, students with a foreign mother tongue have increased their share of polytechnic students from three to ten per cent. At upper secondary vocational level, too, students with a foreign mother tongue have increased rapidly – but so has, indeed, the total number of upper secondary vocational students. The slowest increase in students with a foreign mother tongue has occurred in upper secondary general education, but there, too, faster than the overall growth in numbers of students.

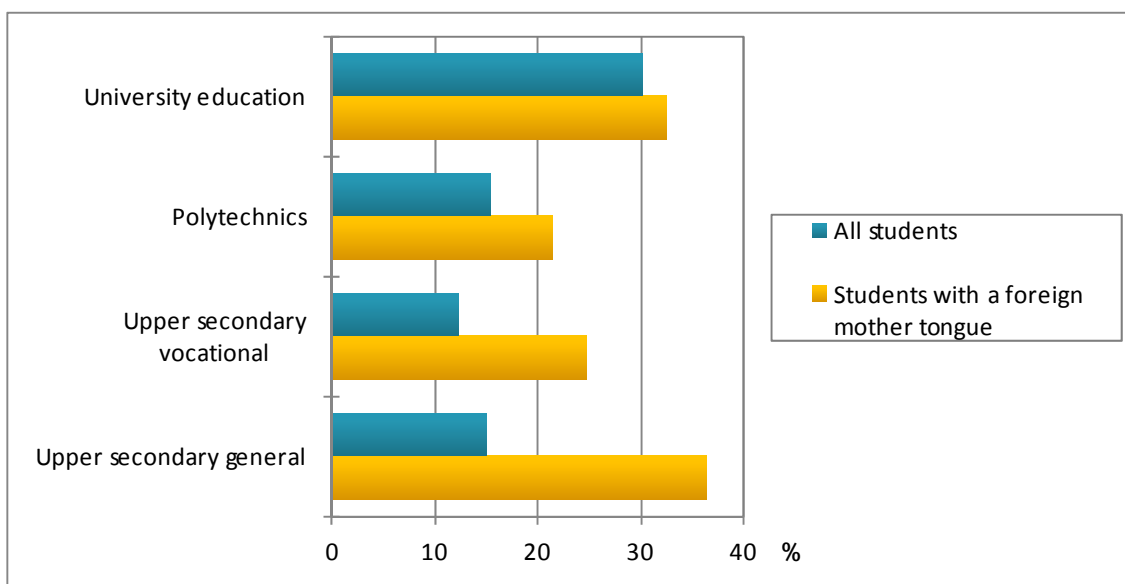
In upper secondary general education, the number of Russian native speakers has decreased in recent years, while the numbers of Estonian and English native speaker students has grown slowly. Rapid increase has occurred with Somali, Persian, Kurdish and Arabic native speaker students at this level. Russians native speakers, on the other hand, are still increasing their shares in upper secondary vocational and polytechnic education. At university level, Chinese native speakers have rapidly become the second largest foreign-mother-tongue group. Student groups with a European mother tongue have grown quite evenly at university level.

Figure 17. The proportion of students with a foreign mother tongue among all students in various education sectors in Helsinki in 1999–2010



*Data on upper secondary vocational from 2009.

Figure 18. Helsinki's share of all students and of students with a foreign mother tongue at various education levels in Finland in 2010



*Data on vocational secondary from 2009

11. Employment and unemployment

At year-end 2009 in Helsinki, the unemployment rate was 21 per cent among foreign-language (i.e. foreign-mother-tongue) residents and 7 per cent among Finnish/Swedish-language residents. The employment rate of 20-64 year old foreign-language residents was 52 per cent, versus 75 per cent among Finnish/Swedish-language residents. In the Helsinki Region, the unemployment rate among foreign-language residents was 20 per cent, and elsewhere in Finland it was 27 per cent. The employment rate among foreign-language 20-64 year olds was 55 per cent in the Helsinki Region and 49 per cent elsewhere in Finland.

The most recent register-based statistics on the employment and unemployment rates of foreign-background residents are found in Statistics Finland's employment statistics of late 2009, with mother

tongue as the classification criterion. At year-end 2009, there were 6,060 unemployed foreign-language residents, with a male unemployment of 54 per cent. The number of unemployed foreign-language residents had grown by 1,665 since a year earlier and the unemployment rate by almost five percentage points. In 2009, the overall employment situation deteriorated strongly due to a global economic recession. Unemployment grew stronger and lasted longer among foreign-language residents than among the rest of the population.

An analysis by age group and sex shows that the employment rate of male foreign-language residents is highest with 25-49 year olds and that, on the whole, employment rates in age groups are fairly even except for over 60 year olds. Female employment rates among foreign-language residents are highest among 40-59 year olds. The difference between young and older women's employment rate is greater with foreign-language residents than among Finnish/Swedish-language residents.

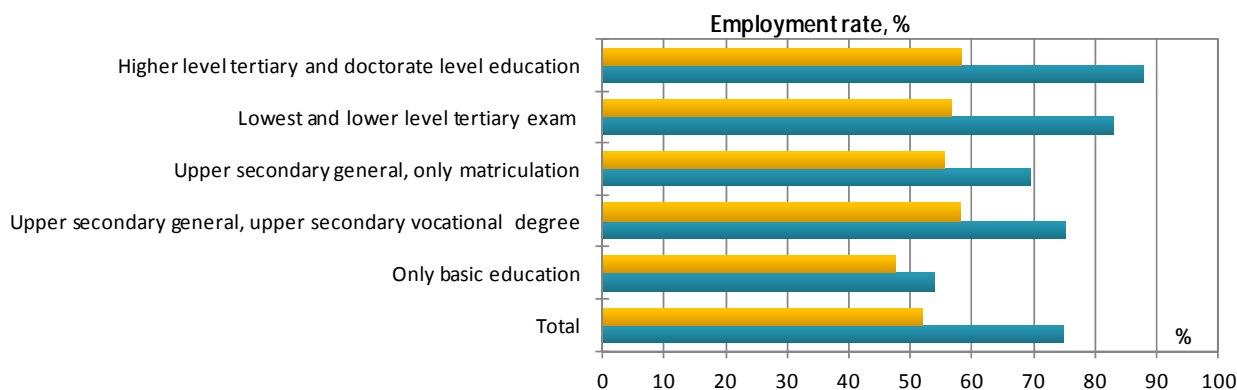
Table 5. Foreign-language residents by main type of activity on 31 Dec. 2009

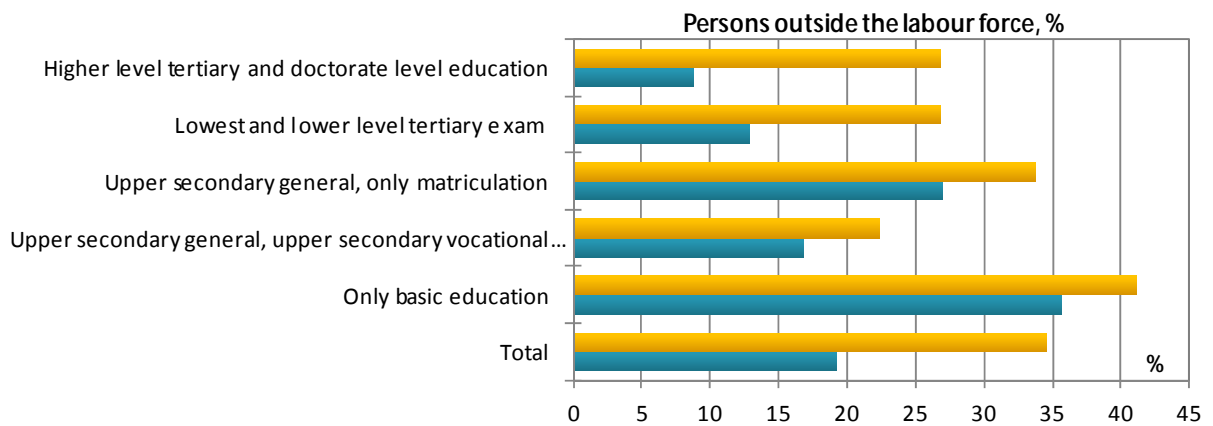
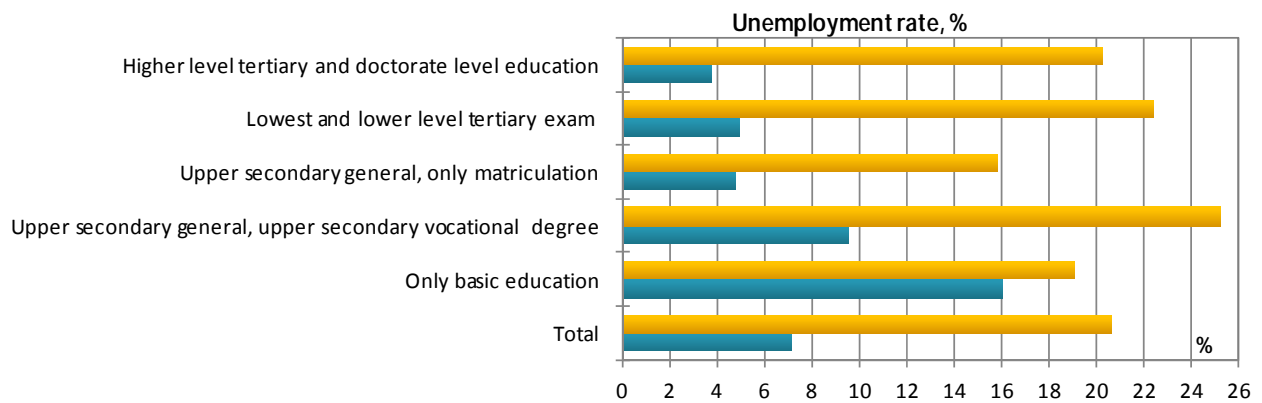
	Helsinki	Helsinki Metropolitan Area	Helsinki Region	Rest of Finland
Labour force	29 467	50 287	54 912	50 421
Employed	23 407	40 316	44 116	36 659
Unemployed	6 060	9 971	10 796	13 762
<i>Employment rate (15-64 year olds), %</i>	<i>51,9</i>	<i>54,8</i>	<i>55,1</i>	<i>49,3</i>
<i>Unemployment rate, %</i>	<i>20,6</i>	<i>19,8</i>	<i>19,7</i>	<i>27,3</i>

A high level of education does not protect foreign-background residents from unemployment as efficiently as it does the rest of the population. Among Finnish/Swedish language residents, unemployment decreases the higher an education someone has. With foreign-language (i.e. foreign-mother-tongue) residents, the unemployment rate tends to be about the same regardless of education level. The employment rate rises with rising education level for Finnish/Swedish-language residents and, to some extent, for foreign-language residents as well.

Foreign-language residents of working age are more often outside the labour force than are Finnish/Swedish-language residents of that age, regardless of education level. As an example, the percentage of 20-64 year olds having completed a higher tertiary or researcher education and yet being outside the labour force is 27 with foreign-language residents versus only 9 with Finnish/Swedish native speaker residents.

Figure 19. Employment and unemployment rates and those 20-64 year olds not included in the labour force by mother tongue and education level on 31 Dec. 2009





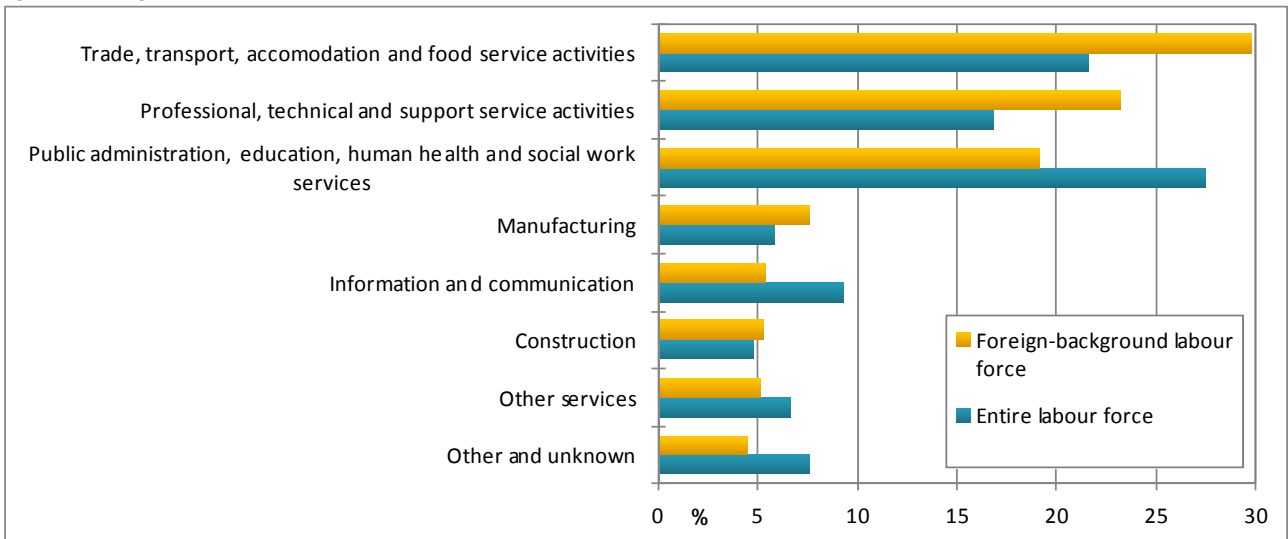
Employment rate = employed/population ratio (%), Unemployment rate = unemployed/labour force ratio (%), Outside labour force = outside labour force / population ratio (%)

The employment situation of foreign-language residents varies considerably by nationality group. Some nationality groups have moved to Finland mainly for work, whereas other groups have been refugees. And refugees, in particular, have had difficulties in getting a job. Immigrants from other EU countries and the rest of Scandinavia have been most successful. Employment has been toughest for those coming from Africa or the Middle East.

At year-end 2008, almost a third of the employed foreign-background residents worked in either trade, transport, storage, accommodation or food service activities. Another important employment segment were professional, technical and support service activities. Every fifth worked in public services such as human health and social work activities or education.

Compared with the entire labour force, foreign-background residents are relatively overrepresented in the industries of trade and transport, as well as accommodation and food service activities. They are also more numerous than the population overall in professional, technical and support service activities and in construction and manufacturing. The foreign-background population also holds a slightly higher proportion of entrepreneurs than does the population overall.

Figure 20. Foreign-background labour force and the entire employed labour force in Helsinki by industry on 31 Dec. 2008



SOURCES and EXPLANATORY NOTES

City of Helsinki Urban Facts, Population Projection for Foreign-language Residents

Statistics Finland, Population Statistics
Statistics Finland, Education Statistics
Statistics Finland, Employment Statistics
Statistics Finland, Housing Statistics
Statistics Finland, Census Data
Ministry of Education, Kota Database
Ministry of the Interior, Immigration Unit, Immigration Statistics
Ministry of Employment and the Economy, Job Statistics

The source of figures and tables is Statistics Finland if not otherwise indicated.

The **statistically recorded population** are those with a fixed abode in Helsinki on the day of reference regardless of their nationality. Foreign nationals are considered to have a fixed abode in Finland if their stay is understood to be or has already lasted for at least a year. Asylum seekers receive a fixed abode only when their applications have been approved. Thus, refugees having been granted political asylum are included in the population of the municipality where they have been received; likewise quota refugees. Staff of embassies, trade missions or consulates and their family members are not included in Helsinki's population unless they are Finnish citizens.

Country of birth is the country wherein the mother had permanent residence at the time the child was born. Those born abroad may include Finnish nationals, just as those born in Finland may include foreign nationals.

Those with a foreign mother tongue i.e. **foreign-language residents** include all who do not speak Finnish, Swedish or Same (the three official languages of Finland) as a mother tongue. The mother tongue is recorded statistically when the parents register the name of the child.

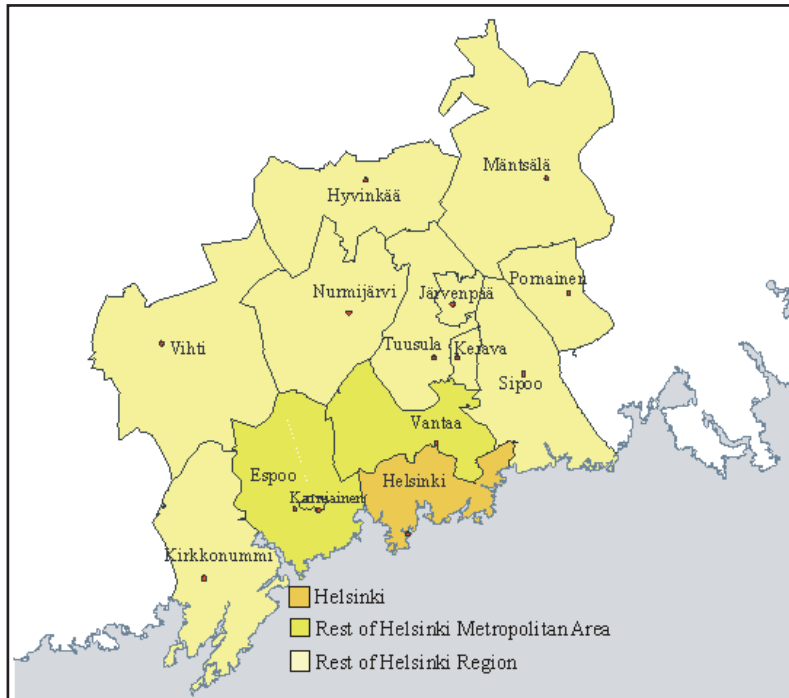
In these statistics, **foreign nationals** are people with a fixed abode in Finland but without Finnish citizenship. The term citizenship defines those who are a citizen, i.e. national, of a country. Usually, citizenship comes with being born in a country, although it can be changed after moving to another country. Some countries allow dual citizenship, which enables people to have two or even more citizenships while retaining their initial citizenship. In the context of this publication, if one of the citizenships is Finnish, the person is recorded as a Finnish citizen. People with more than one citizenship are recorded as citizens of the country whose passport they used when arriving in Finland.

People with a **foreign background** include not only foreign nationals but also Finnish nationals (i.e. Finnish citizens) who have been born abroad. Foreign nationals also include some children born in Finland. Finnish nationals born abroad include both people born abroad in Finnish families and that have later moved back to Finland and people having received Finnish citizenship, i.e. via the process of naturalisation, after moving to Finland.

THIS PUBLICATION is AN ABRIDGED VERSION OF Helsingin ulkomaalaisväestö vuonna 2011. Helsingin kaupungin tietokeskus, Tilastoja 2011:41. Vital data on foreign-language residents can also be found in the Helsinki Area Database (www.aluesarjat.fi) and in the Helsinki Region Infoshare database (www.hri.fi).

Former Publications: Helsingin kaupungin tietokeskus, Tilastoja 2010:30, 2009:40, 2008:33, 2008:4 and Foreigners in Helsinki. City of Helsinki Urban Facts, Statistics 2010:38, 2010:2, 2009:9

Helsinki Region



The Helsinki Metropolitan Area consists of Helsinki, Espoo, Kauniainen and Vantaa.

The Rest of Helsinki Region consists of Hyvinkää, Järvenpää, Kerava, Kirkkonummi, Mäntsälä, Nurmijärvi, Sipoo, Pornainen, Tuusula and Vihti.

The Helsinki Region consists of the Helsinki Metropolitan Area and the Rest of Helsinki Region.

INQUIRIES

Housing: Maija Vihavainen,
tel. +358 9 310 36398
Education: Sanna Ranto,
tel. +358 9 310 36408
Employment: Minna Salorinne,
tel. +358 9 310 36412
Population: Tea Tikkanen, tel. +358
9 310 36386

Edited by
Päivi Selander,
tel. +358 9 310 36411

Translations
Magnus Gräsbeck

E-MAIL

forname.surname@hel.fi

PUBLISHER

City of Helsinki Urban Facts
B.O.Box 5500,
FI-00099 City of Helsinki, Finland

ORDERS, DISTRIBUTION

tel. +358 9 310 36293

E-MAIL

tietokeskus.tilaukset@hel.fi

DIRECT SALES

City of Helsinki Urban
Facts Library
tel. +358 9 310 36377