

The most common background countries
of the population with foreign background in Helsinki

Population with foreign background in Helsinki 2016

Contents

Foreword	2
Summary	3
1 Introduction	4
2 The number and development of population with foreign background	5
2.1 The current situation.....	5
2.2 Projection for the population with a foreign mother tongue.....	6
3 Groups of population with foreign background	6
3.1 Population with foreign background.....	6
3.2 Population with a foreign mother tongue.....	7
3.3 Foreign nationals.....	7
3.4 Refugees and asylum seekers.....	8
4 Population by sex and age	9
5 Migration	10
5.1 International and domestic migration.....	10
5.2 Migration overall.....	11
5.3 Background of migrants.....	11
6 Families and birth rate	12
6.1 Marriages.....	12
6.2 Families with children.....	13
6.3 Birth rate.....	13
7 Spatial distribution of foreign-language speakers	14
8 Housing	15
8.1 Structure of household-dwelling units.....	15
8.2 Tenure status of household-dwelling units.....	15
8.3 Housing space.....	16
8.4 Housing in districts.....	17
9 Education level and studies	17
9.1 Level of education.....	17
9.2. Education.....	18
10 Employment and unemployment	20
11 Income	22
11.1 Taxable income.....	22
11.2 Social assistance.....	22

Foreword

The role of the population with foreign background in Helsinki is increasingly important for the city as their number, and their proportion of all residents, is constantly growing. In many respects, the population with foreign background differs from the residents with Finnish background but there are remarkable differences within that population as well. The city constantly needs fresh data on the population with foreign background to ensure its planning and policy-making capacity.

The present publication contains statistics on population with foreign background, with a foreign mother tongue or with a foreign nationality, namely their demographic structure, migration, housing, education and employment. A summary of the publication can also be found on the website about the population with foreign background in Helsinki (www.ulkomaalaistaustaiset.helsingissa.fi).

The publication was compiled and edited by researcher Aino Hiekkavuo. Important contributions to the work were also made by Sanna Ranto, Minna Salorinne, and Pekka Vuori. Many warm thanks to all!

January 2017

Ari Jaakola

Statistics and Information Services Manager

Summary

At the beginning of 2016, Helsinki had 89,878 residents with foreign background (i.e. persons whose both parents have been born abroad). This was equivalent to 14.3 per cent of the city population. 83 per cent of them were born abroad and 17 per cent in Finland. About half of the population with foreign background had a background in Europe, almost one in four in Asia and almost one in five in Africa. The number of foreign nationals residing in Helsinki was 57,607.

88,132 residents of Helsinki spoke a foreign language (other than Finnish, Swedish or Sami) as their mother tongue at the beginning of 2016. They made up 14.0 per cent of the city population. The most common foreign mother tongue was Russian, followed by Estonian, Somali and English.

In the 2000s, the number of residents with a foreign mother tongue in Helsinki has almost tripled. In 2015, it increased by 4,583. By 2030, the number of residents with a foreign mother tongue is expected to grow to 164,000-170,000 people, making up about 23 per cent of Helsinki's population.

There are more women than men living in Helsinki, but in the population with foreign background men were in the majority with a share of 52 per cent at the beginning of 2016. The population with foreign background has a younger age structure than the total population of Helsinki. The proportion of children and young people of working age is high, and the proportion of pensioners very low. A majority of the population with foreign background born in Finland are less than 15 years old. However, sex and age structure varies with mother tongue and background country.

In Helsinki in 2015, the net migration gain of population with a foreign mother tongue was 3,563 people. The migration of foreign-language speakers is characterized by strong migration from abroad and relatively lively migration within Finland. The increase in the population with a foreign mother tongue is predominantly due to immigration but the domestic net migration is positive as well. Within the Helsinki Region, however, more foreign-language speakers move away from Helsinki than to Helsinki.

Birth rate is higher among residents with a foreign mother tongue than among the population as a whole, and mothers with a foreign mother tongue are younger than mothers at large. However, there is a strong variation in fertility between language groups. At the beginning of 2016, there were 16,709 families with children in Helsinki where at least one parent had a foreign mother tongue. They made up 22 per cent of all families with children.

Households with a foreign mother tongue are, on average, larger than households with a national mother tongue, and they live in more crowded conditions than the latter. Three in four households with a foreign mother tongue live in rented homes, most commonly in state-subsidised housing. Households with a foreign mother tongue concentrate in certain neighbourhoods regardless of tenure status. 28 per cent of residents with a foreign mother tongue in Helsinki lived in the Eastern Major District at the beginning of 2016.

At the end of 2014, 46 per cent of 25–64 year-old residents with a foreign mother tongue in Helsinki had a registered post-compulsory education degree. 21 per cent had completed an upper secondary education and 25 per cent a tertiary education. Of upper secondary general education students in Helsinki in 2015, 13 per cent had a foreign mother tongue, and of upper secondary vocational students 16 per cent. Of polytechnic students 12 per cent and of university students 10 per cent had a foreign mother tongue.

In November 2016 the unemployment rate of foreign nationals in Helsinki was 26.1 per cent. The 7,425 unemployed foreign nationals made up almost one fifth of all unemployed in Helsinki. At the end of 2014, the unemployment rate of residents with foreign background was 25.2 per cent, and their employment rate 50.0 per cent. Employment varies greatly with background country. Half of employed population with foreign background in Helsinki were employed in either administration and support services, health or social care services, wholesale and retail trade, or accommodation and food services at the end of 2013.

In Helsinki almost two in three (64%) income earners with foreign background and born abroad had earnings below the Finnish median income in 2014. In 2015, every fourth household (11,625) receiving social assistance in Helsinki had a primary recipient with a foreign mother tongue.

1 Introduction

Statistically, population with foreign background can be analysed with regard to the country of birth, nationality or mother tongue. In this publication, most statistics are based on foreign origin or mother tongue, and the data is based on public registers. Some groups of people, such as asylum seekers and other people without a permanent place of residence in Helsinki, are not included in these registers.

Country of birth is the country in which the mother had permanent residence at the time the child was born. Some of those born abroad may be born as Finnish nationals and some others have acquired a Finnish citizenship after moving to Finland.

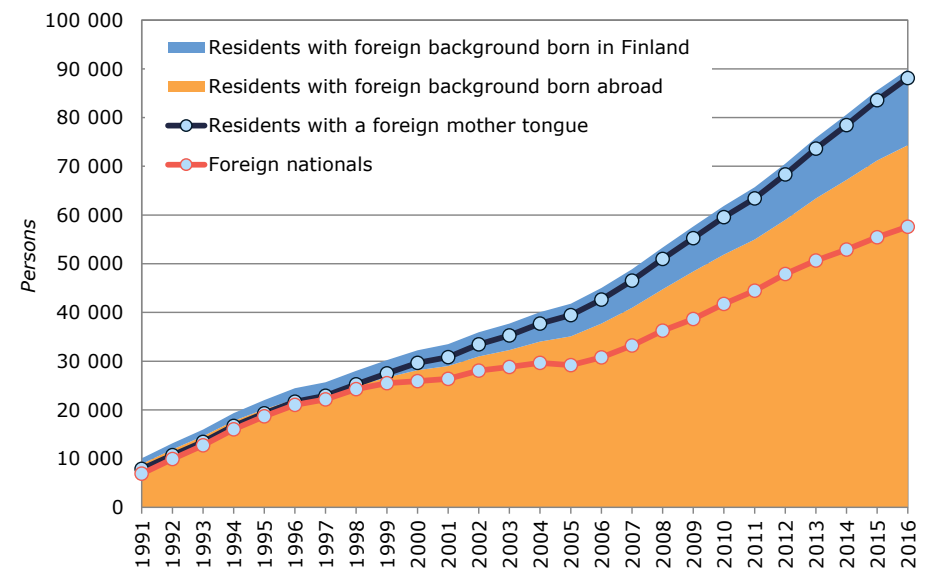
Population with a foreign mother tongue include all who do not speak Finnish, Swedish or Sami (the official languages of Finland) as their mother tongue. Finnish, Swedish and Sami are referred to as national languages in the report. However, in some statistics Sami is not separated from foreign languages. The mother tongue is recorded statistically when the parents register the name of the child.

Population with foreign background refer to people of foreign origin i.e. those, regardless of their own country of birth, whose both parents have been born abroad. The background country is primarily the country of birth of the biological mother. Those born abroad are regarded as the first generation of the population with foreign background and those born in Finland as the second generation.

Foreign nationals refer to people with a permanent place of residence in Finland but without Finnish citizenship. A person may have citizenship in more than one country. If one of these citizenships is Finnish, the person is recorded as a Finnish citizen.

The statistically recorded population are those with a permanent place of residence in Helsinki on the day of reference regardless of their nationality. Foreign nationals are considered to have permanent residence in Finland if their stay is intended to last or has already lasted at least a year. Asylum seekers waiting for the decision on asylum are not included in the statistics since they do not have an official home municipality in Finland. Quota refugees and asylum seekers who have been granted a residence permit are included in the population of the municipality where they have been received. Staff of embassies, trade missions or consulates and their family members are not included in Helsinki's population unless they are Finnish citizens.

Figure 1. Residents with foreign background, residents with a foreign mother tongue and foreign nationals in Helsinki on 1 Jan 1991–2016



Source: Statistics Finland

2 The number and development of population with foreign background

2.1 The current situation

There were 89,878 residents with foreign background in Helsinki at the beginning of 2016, which was 14.3 per cent of the total city population. 83 per cent of them (74,308 persons) were born abroad and 17 per cent (15,570) in Finland. In total, 81,998 Helsinki residents were born abroad but some of them had a Finnish background.

In 2015 the population with foreign background in Helsinki grew by 4,286 people i.e. 5.0 per cent. The growth rate was slowest in ten years but persons with foreign background accounted nonetheless for almost two-thirds of the total population growth.

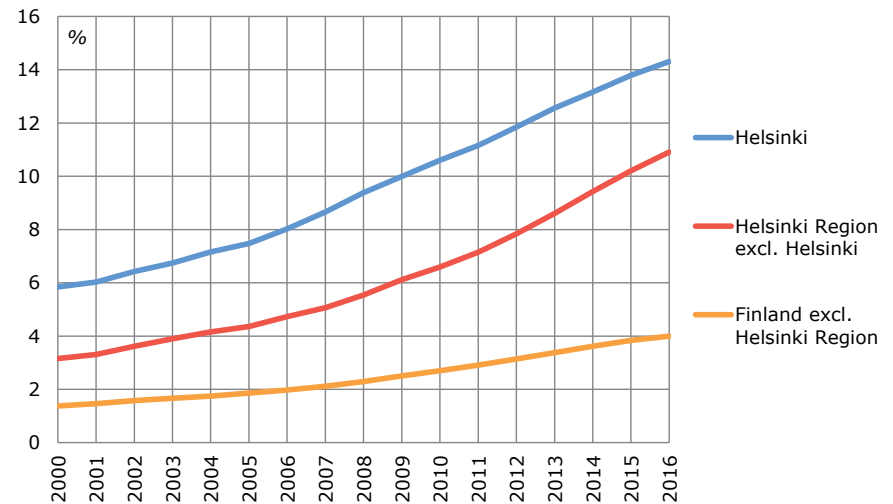
At the beginning of 2016, the number of residents with a foreign mother tongue (i.e. other than Finnish, Swedish or Sami) in Helsinki amounted to 88,132, which was equivalent to 14.0 per cent of the city's total population. The number of foreign nationals living in Helsinki was 57,607, making up 9.2 per cent of the city's population.

Whilst 11 per cent of Finland's entire population lived in Helsinki, more than every fourth resident with foreign background lived in the capital city, and almost half of them lived in the Helsinki Metropolitan Area, which is home to around 20 per cent of the whole population. In Espoo the share of residents with foreign background was the same as in Helsinki, and in Vantaa it was even higher.

In Finland as a whole, the share of population with foreign background was 6.2 per cent at the beginning of 2016. In the Helsinki Region excluding Helsinki 10.9 per cent and elsewhere in Finland only 4.0 per cent of the population had a foreign background.

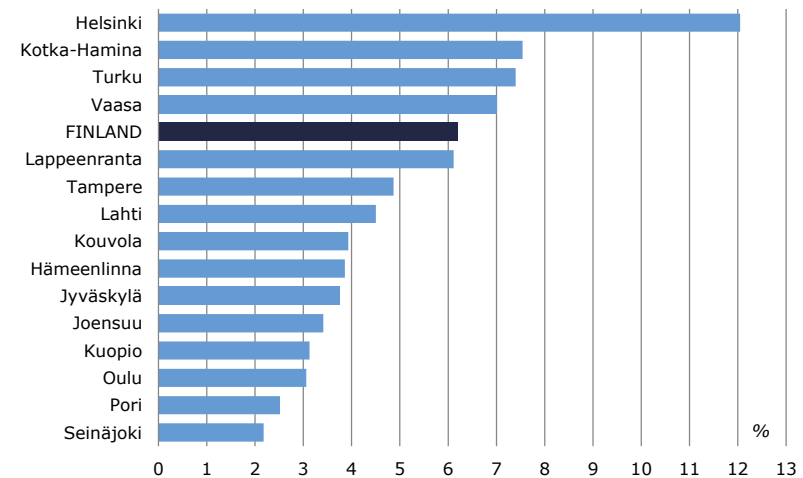
Compared to major cities in other Nordic countries, the share of population with foreign background in Helsinki is relatively low. In Oslo and Stockholm almost every third resident and in Copenhagen almost every fourth resident had a foreign background at the beginning of 2016.

Figure 2. Proportion of population with foreign background in Helsinki, the rest of Helsinki Region and the rest of Finland in 2000–2015



Source: Statistics Finland

Figure 3. Proportion of residents with foreign background in the 15 sub-regional units with most inhabitants on 1 Jan. 2016



Source: Statistics Finland

2.2 Projection for the population with a foreign mother tongue

The projection for the population with a foreign mother tongue in Helsinki and the Helsinki Region was drawn up in the autumn of 2015 in cooperation between the statistical and research authorities of the cities in the Helsinki Metropolitan Area. By 2030, depending on the number of asylum seekers in the coming years, the number of population with a foreign mother tongue in Helsinki is estimated to grow to 164,000–170,000 people, or about 23 per cent of the total population. In the Helsinki Region there would be 350,000 foreign-language speakers, making up about 21 per cent of the total population.

Men are expected to remain in a small majority in the population with a foreign mother tongue in Helsinki. In 2030 every fourth child aged 0–15 years and more than every fourth person of working age would have a foreign mother tongue. The number of foreign-language speakers aged 65 and over is estimated to grow fastest but they would still account for less than 10 per cent of the whole population of that age in 2030. The biggest language group in Helsinki in 2030 is expected to be those who speak languages of the Middle East or North Africa as their mother tongue.

3 Groups of population with foreign background

3.1 Population with foreign background

At the beginning of 2016 there were 89,878 residents with foreign background in Helsinki. 83 per cent of them had been born abroad and 17 per cent in Finland. Half of those with foreign background had a background in Europe, one in four in Asia or Oceania and almost one in five in Africa. Compared to the rest of the country, there are more people with an African background and fewer people with a European non-EU background in Helsinki. In Helsinki the most common background countries were the former Soviet Union (17,329 people), Estonia (13,023), Somalia (8,671), Iraq (3,605) and China (3,089).

Figure 4. Population with a foreign mother tongue in the Helsinki Region on 1 Jan. 2000–2015 and a projection for 2030

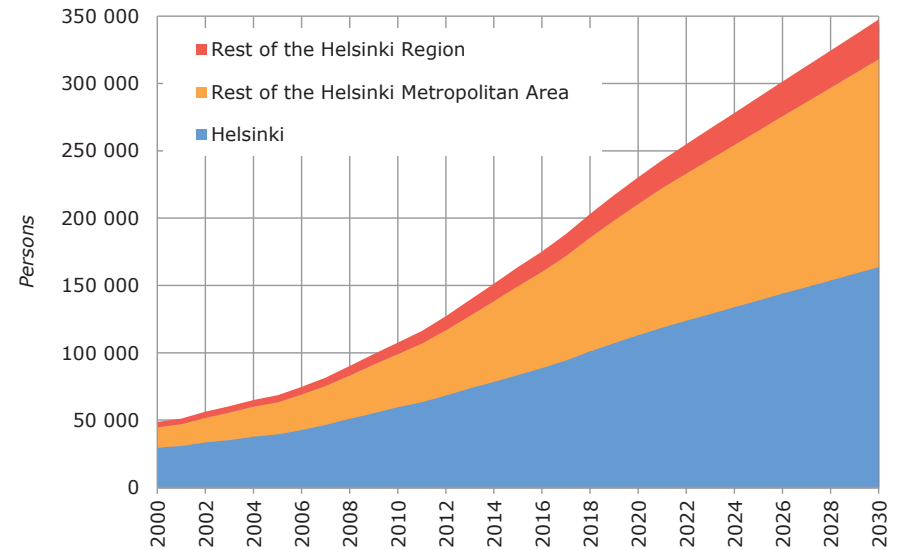
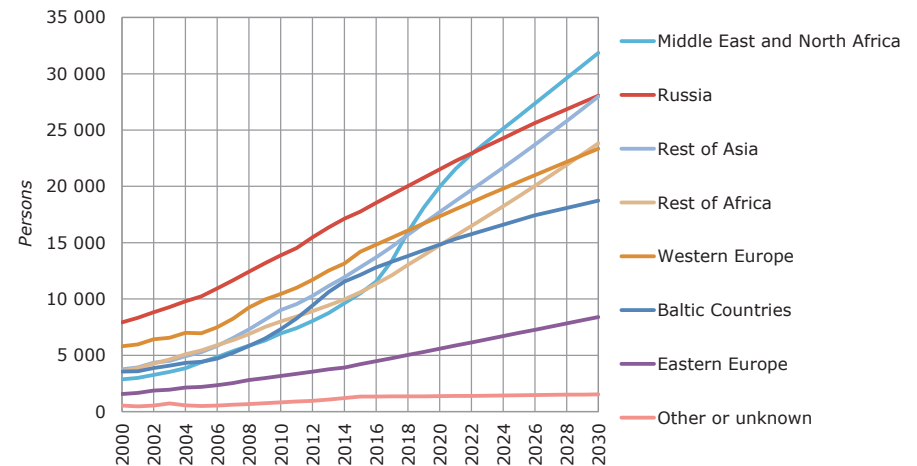


Figure 5. Population with a foreign mother tongue by language group on 1 Jan. 2000–2015 and a projection for 2030



The first generation immigrants (those born abroad) most commonly had a background in some other EU country. 29 per cent of the first generation had an EU background compared with only 14 per cent of the second generation (those born in Finland). The share of people with an African background was much higher in the second generation. More than one third of those born in Finland had a background in Africa.

Immigration is still a relatively new phenomenon in Finland: The majority of Helsinki residents born abroad have migrated to Finland less than 10 years ago. Nonetheless, more than one fourth of those born in Europe or Africa have lived in Finland for over 15 years. People born in Oceania have, on average, been in Finland for a shorter time than those born in other continents.

3.2 Population with a foreign mother tongue

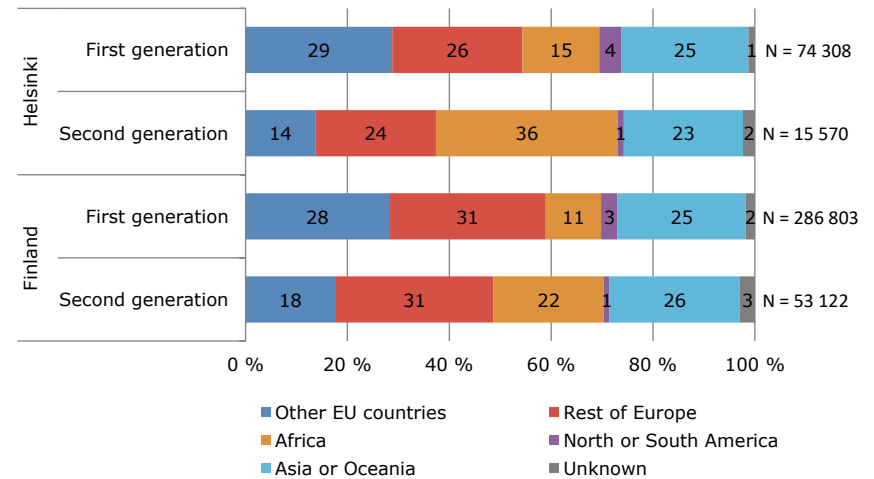
At the beginning of 2016, the number of residents with a foreign mother tongue in Helsinki amounted to 88,132. The most common foreign mother tongue of Helsinki residents is Russian, with 17,176 native speakers at the beginning of 2016, i.e. about every fifth resident with a foreign mother tongue. Next in size are those with either Estonian, Somali or English as their mother tongue. Half of the residents with a foreign mother tongue are native speakers of some of the four most common languages. The rest of the mother tongues are very varied: at the beginning of 2016, the number of mother tongues registered in Helsinki was 137. However, 76 of these had less than 100 speakers.

The order of size between the mother-tongue groups has remained almost the same and all large language groups have grown since the year 2000. With their number doubling over the 2000s, Russian-speaking residents have remained the largest group. Other large language groups have grown even faster.

3.3 Foreign nationals

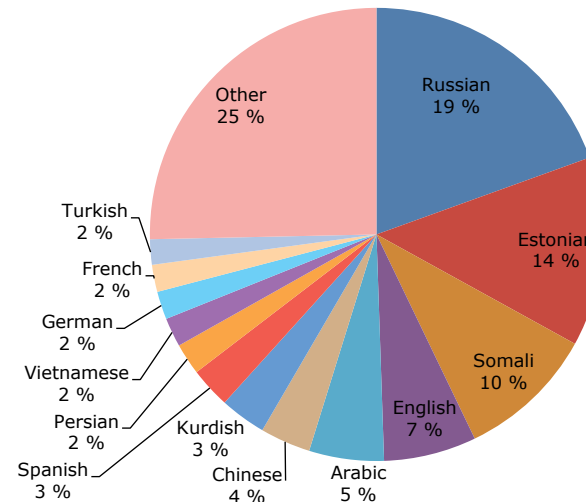
At the beginning of 2016, Helsinki's population included people with a total of 170 different nationalities. The number of foreign nationals living in Helsinki

Figure 6. Residents with foreign background by background continent¹⁾ on 1 Jan. 2016



¹⁾In this figure Turkey belongs to the rest of Europe
Source: Statistics Finland

Figure 7. Foreign-language speakers by mother tongue in Helsinki on 1 Jan. 2016



Source: Statistics Finland

was 57,607. Of foreign nationals, 41 per cent were from EU countries and 15 per cent from elsewhere in Europe. 25 per cent were Asians, 13 per cent Africans, 2 per cent from North America and 2 per cent from South America. The largest group of foreign nationals, with 12,834 people, was Estonians, followed by Russian nationals (6,252 people), and Somali nationals (2,792). All largest groups of foreign nationals – apart from Swedes – grew in 2015.

Many former Somali nationals have acquired Finnish citizenship: The number of residents with a Somalian background in Helsinki was three times higher than that of Somali nationals. There were also a lot more residents with a background in the former Soviet Union than Russian nationals. Many of them are Ingrians, i.e. ethnic Finns from Russia, who were granted the status of returnees, or their family members. On the other hand, the number of Estonian nationals was almost the same as that of residents with an Estonian background. The number of people with a Swedish background was even smaller than that of Swedish nationals. This is mainly explained by Finns born in Sweden, who have later moved to Finland.

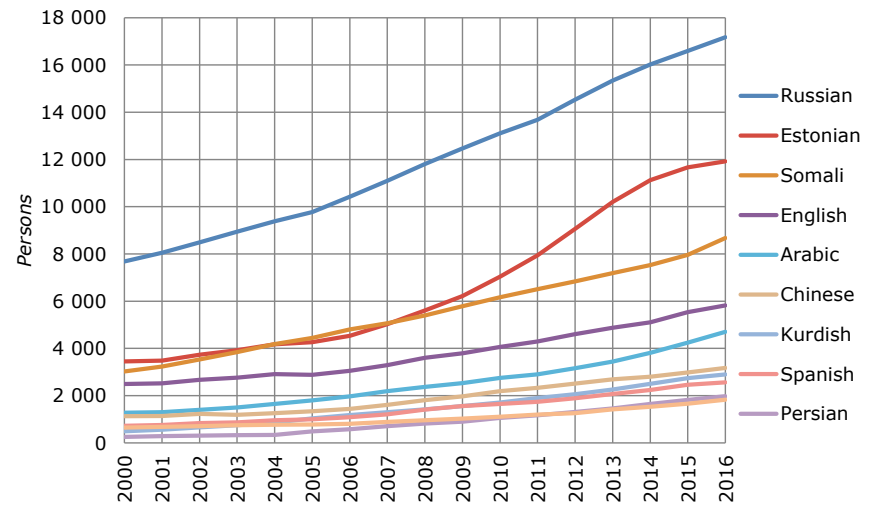
The most common mother tongue among the foreign nationals in Helsinki - spoken by almost one fifth of them - was Estonian, followed by Russian and English. Of foreign nationals in Helsinki, 2 per cent spoke Finnish as their mother tongue. The majority of them were citizens of countries where the number of Finns has traditionally been large, such as Sweden, Russia and Estonia.

Finnish citizenship was obtained by 1,931 foreign nationals in Helsinki in 2015. This was less than in 2012–2014 but still more than in the 2000s on average. The largest groups obtaining Finnish citizenship were Russians, Somalis, Iraqis, Estonians, and Afghans. In Finland as a whole, 7,921 foreign nationals who had been living permanently in the country obtained Finnish citizenship. Between 2000 and 2015, Finnish citizenship was granted to over 20,000 people in Helsinki.

3.4 Refugees and asylum seekers

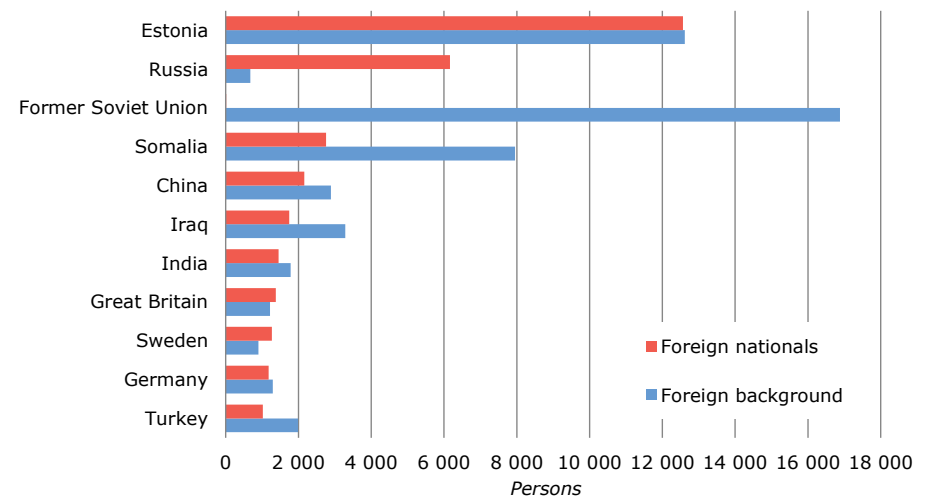
Asylum seekers waiting for the decision on asylum are not included in the statistics of this report since they do not have an official place of domicile in Finland. In 2016, 5,657 people applied for asylum in Finland. This was significantly fewer

Figure 8. Native speakers of the ten most common foreign mother tongues in Helsinki 2000–2016



Source: Statistics Finland

Figure 9. Largest groups foreign nationals in Helsinki on 1 Jan. 2016



Source: Statistics Finland

than in 2015 when the number of applicants totaled 32,476 people. In 2016, more than every fifth applicant was from Iraq. The next largest groups of applicants were nationals of Afghanistan, Syria and Somalia.

In 2015, Helsinki received a total of 474 people who were either quota refugees or asylum seekers that had been granted a residence permit. Many asylum seekers move from their first placement to some other municipalities, usually to bigger cities.

4 Population by sex and age

At the beginning of 2016, around 53 per cent of the total population in Helsinki were women. Among the population with foreign background, and among the population with a foreign mother tongue, men were in the majority with a share of 52 per cent.

However, there are great differences between people from different background continents and language groups. Women were a majority only among those residents with foreign background whose background country was a European country outside the EU. In biggest language groups, 59 per cent of Russian-speaking residents and 54 per cent of Estonian-speaking residents were women while 53 per cent of Somali-speaking residents were men.

Population with a foreign mother tongue has a younger age structure than Finnish-, Sami- and Swedish-speaking population. Most residents with a foreign mother tongue are of working age: 45 per cent of them were 25–44 years old at the beginning of 2016. The share of under 16-year-olds, 18 per cent, was somewhat higher among foreign-language speakers than in population with a national mother tongue (14 per cent).

On the other hand, only 4 per cent of the population with a foreign mother tongue were 65 years old or more while almost one fifth of the population with a national mother tongue belonged to that age group. The share of people with

Table 1. The whole population and foreign nationals by mother tongue in Helsinki on 1 Jan. 2016

Mother tongue	Persons	%	Mother tongue	Persons	%
Whole population	628 208	100	Foreign nationals	57 607	100
Finnish	504 011	80,2	Finnish	1 330	2,3
Swedish	36 004	5,7	Swedish	884	1,5
Sami	61	0,01	Sami	0	0,0
Other languages total	88 132	14,0	Other languages total	55 393	96,2
Russian	17 176	19,5	Russian	8 654	15,0
Estonian	11 921	13,5	Estonian	10 568	18,3
Somali	8 676	9,8	Somali	2 965	5,1
English	5 821	6,6	English	4 256	7,4
Arabic	4 704	5,3	Arabic	2 298	4,0
Chinese	3 175	3,6	Chinese	2 352	4,1
Kurdish	2 899	3,3	Kurdish	1 359	2,4
Spanish	2 564	2,9	Spanish	1 897	3,3
Persian	1 978	2,2	Persian	882	1,5
Vietnamese	1 829	2,1	Vietnamese	972	1,7
German	1 761	2,0	German	1324	2,3
French	1 705	1,9	French	1 212	2,1
Turkish	1 593	1,8	Turkish	829	1,4
Nepal	1 241	1,4	Nepal	1 038	1,8
Albanian	1 232	1,4	Albanian	613	1,1
Other	19 857	22,5	Other	14 174	24,6

Source: Statistics Finland

a foreign mother tongue was highest, almost one fifth, among 25-44-year-old Helsinki residents. The age structure varies between language groups.

The total age structure of the population with foreign background in Helsinki was similar to that of the population with a foreign mother tongue. However, 78 per cent of those of foreign background born abroad were of working age while 77 per cent of those born in Finland were under 16 years old.

5 Migration

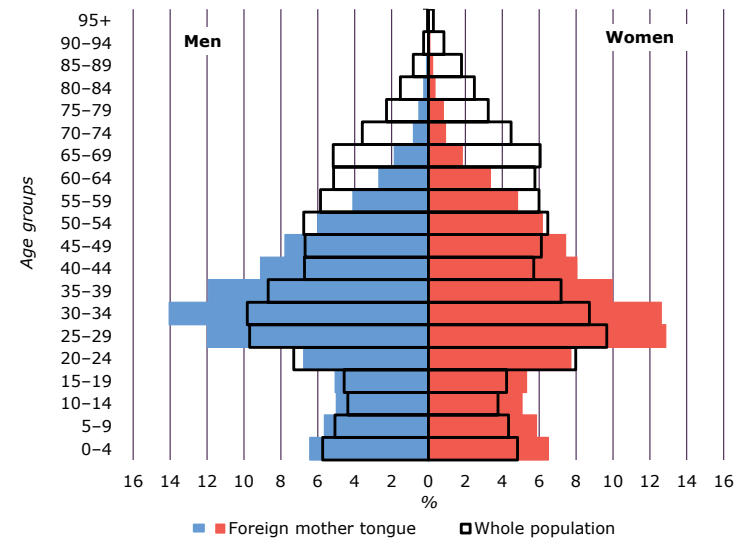
5.1 International and domestic migration

In 2015, a total of 6,697 people moved from abroad to Helsinki. 5,019 of them, that is 75 per cent, had a foreign mother tongue. Of the 4,714 people who moved abroad from Helsinki, 2,082 i.e. 44 per cent had a foreign mother tongue. Thus, the international migration gain of people with a foreign mother tongue was 2,937 people. Net migration was lowest in ten years. Compared to the previous year, immigration decreased but emigration remained almost unchanged. The international migration gain of foreign nationals was 2,872 people.

Those moving to Helsinki from the rest of Finland in 2015 amounted to 35,201 people and 5,746 of them had a foreign mother tongue. Those moving from Helsinki to the rest of Finland numbered 31,637, of whom 5,120 had a foreign mother tongue. The net migration of population with a foreign mother tongue was 626 people. Compared to the previous year, migration increased in both directions, and people with a foreign mother tongue accounted for 16 per cent of migrants between Helsinki and the rest of the country. The migration gain of foreign nationals was 468 people.

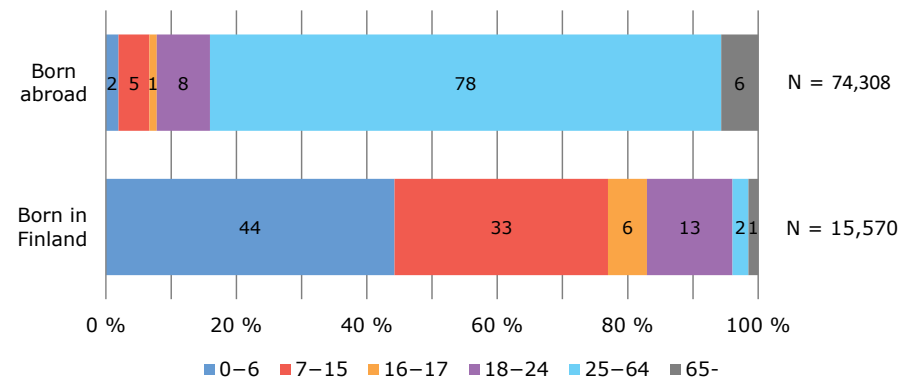
In the internal migration within the Helsinki Region, Helsinki had a net migration loss of 679 residents with a foreign mother tongue. This was more than ever before. Since 2007 the regional migration loss has been much higher than at the beginning of the 2000s. The regional net migration loss of residents with a national mother has been decreasing, but it grew again in 2015 and was 908 people.

Figure 10. Age structure of the whole population and those with a foreign mother tongue in Helsinki on 1 Jan. 2016



Source: Statistics Finland

Figure 11. Age structure of the population with foreign background by country of birth in Helsinki on 1 Jan. 2016



Source: Statistics Finland

5.2 Migration overall

In 2015, the population of Helsinki grew by 7,493 people i.e. 1.2 per cent. Unlike in Finland as a whole, the number of births has been rising in Helsinki, and the natural population growth in 2015 was 1,881 people.

The total migration gain of Helsinki in 2015 was 5,547 people: International net migration was 1,983 people and domestic net migration 3,564 people. In the beginning of 2000s domestic net migration was negative but since 2013 the domestic migration gain has been higher than the international migration gain. International migration gain peaked in 2011, and in 2015 it was lowest in ten years.

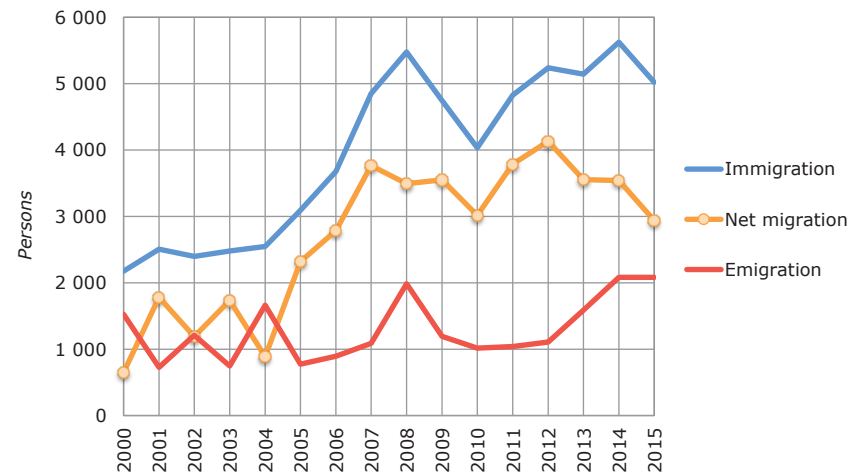
In 2015, of the 41,898 people who moved to Helsinki, 26 per cent had a foreign mother tongue and 22 per cent were foreign nationals. The net migration of population with a foreign mother tongue was 3,563 people, which accounted for almost two-thirds of the total migration gain in Helsinki. The net migration of foreign-language speakers is now much higher than in the beginning of 2000s but it has been decreasing again since 2012. The total migration gain of foreign nationals was 3,340 people.

The migration of population with foreign background to or from Helsinki has been characterized by strong immigration from abroad and relatively lively migration within Finland. Over the 2000s, Helsinki has had an international net migration loss of over 6,000 people with a national mother tongue but an international net migration gain of 43,000 people with a foreign mother tongue. The number of residents with foreign background in Helsinki is rising primarily due to international migration but domestic migration has a small positive net effect as well. In 2015, domestic net migration accounted for 18 per cent of the total migration gain of foreign-language speakers.

5.3 Background of migrants

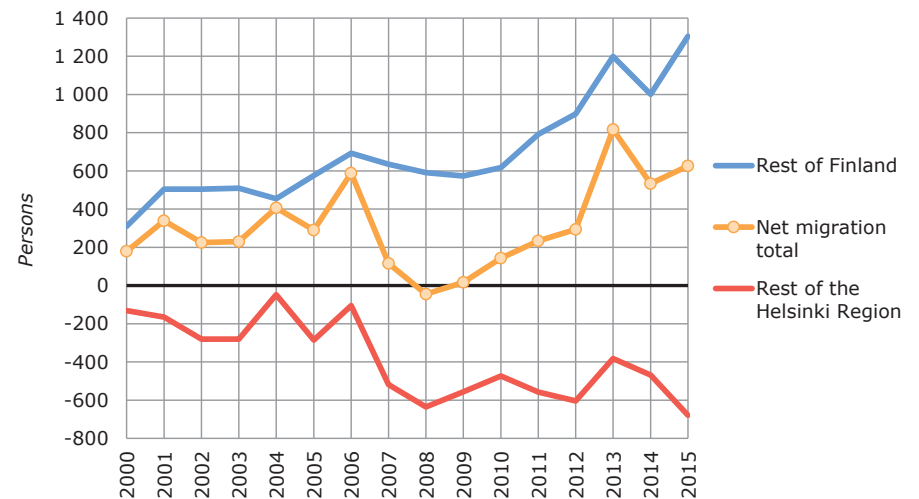
In Helsinki in 2015, the net migration of population with a foreign mother tongue and foreign nationals was positive in all age groups apart from over 65-year-olds.

Figure 12. Migration of population with a foreign mother tongue between Helsinki and foreign countries in 2000–2015



Source: Statistics Finland

Figure 13. Migration of population with a foreign mother tongue between Helsinki and the rest of the Helsinki Region and the rest of Finland in 2000–2015



Source: Statistics Finland

The migration gain was highest in the age group of 20–29-year-olds. In domestic migration, however, the net migration of 45–64-year-olds was slightly negative.

Language groups that had the highest net migration in Helsinki in 2015 were native speakers of Russian (526 people), Somali (504) and Arabic (382). The net migration of Estonian-speaking population has been decreasing rapidly and was now 241 people.

Net migration of citizens of South, West and Middle Asian countries was 1,000 people, that of EU citizens 770 people and that of citizens of African countries 600 people. A considerable part of the net migration gain of citizens of South, West and Middle Asian and African countries was due to domestic migration, but the domestic net migration of EU citizens was negative.

6 Families and birth rate

6.1 Marriages

Women with a foreign mother tongue are more likely to be married than Finnish-, Swedish- or Sami-speaking women. At the beginning of 2016, 43 per cent of women with a foreign mother tongue and 32 per cent of women with a national mother tongue were married. The difference was greatest in the young age groups: among 18–29 year-old women, 26 per cent of women with a foreign mother tongue but only 7 per cent of women with a national mother tongue were married.

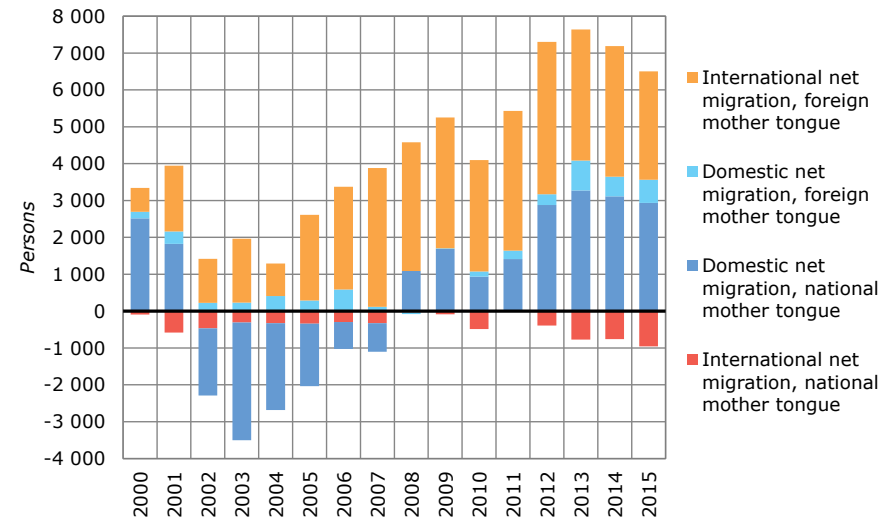
Among population with a national mother tongue, women are more likely to marry someone with a foreign mother tongue than men. For women with a national mother tongue, the most common foreign mother tongue of the spouse is English while men with a national mother tongue most often marry a Russian-speaking woman.

Figure 14. Population changes in Helsinki in the 2000s



Source: Statistics Finland

Figure 15. Helsinki's domestic and international net migration by mother tongue in 2000–2015



Source: Statistics Finland

6.2 Families with children

At the beginning of 2016, there were 16,709 families with children in Helsinki where at least one parent (or the single parent) had a foreign mother tongue. They made up 22 per cent of all families. Some of these families had no children under the age of 18. The number of families with at least one child under 18 years of age and at least one parent with a foreign mother tongue was 14,589, or 24 per cent of all families with under-aged children.

There are fewer families with no children under 18 years among families with a foreign mother tongue than other families. The proportion of such families was 24 among families where both parents (or the single parent) had a national mother tongue and 13 per cent among families with at least one parent with a foreign mother tongue. The difference is partly explained by the younger age structure of the population with a foreign mother tongue.

Families with a foreign mother tongue had more children. The overall average number of children in families with children in Helsinki was 1.66. On average, there were 1.7 children in families with two parents with a national mother tongue and 2.06 children in families with two parents with a foreign mother tongue. Families with small children and families with at least 3 children were more common among families with a foreign mother tongue.

6.3 Birth rate

In 2015, the number of children born in Helsinki was 7,016. To each one thousand 15–49-year-old women in the city, 43 children were born. This figure, the crude birth rate (fertility rate), was 40 for Finnish- or Sami-speaking women, 42 for Swedish-speaking women, and 56 for women with a foreign mother tongue.

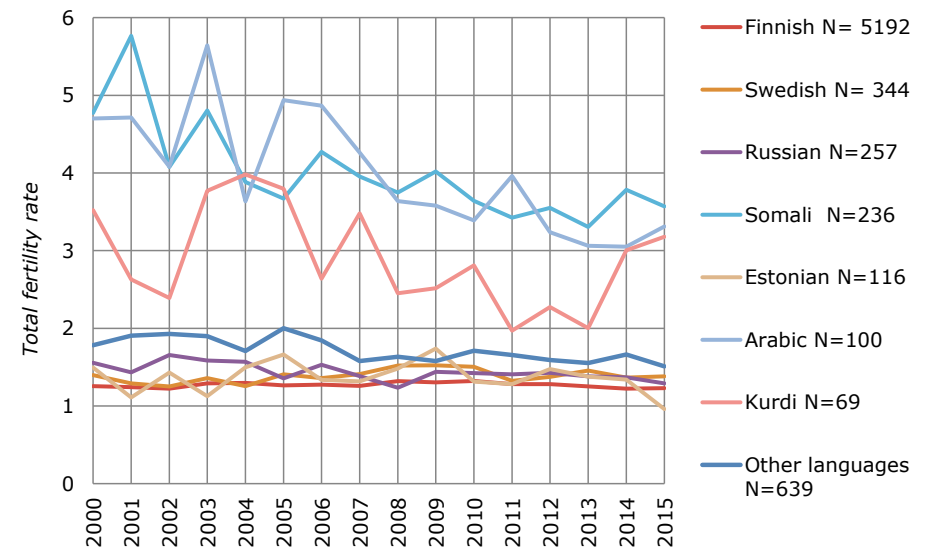
On average, mothers with a foreign mother tongue bore their children at a younger age than mothers who spoke one of the national languages. Among 20–24-year-olds, the fertility rate was 64 for women with a foreign mother tongue and 16 for Finnish- and Sami-speaking women. The fertility rate of Finn

Table 2. Families with children by mother tongue of parents in Helsinki on 1 Jan 2016

Mother tongue of parents	All families with children	Persons per family	Children per family	No minor children %	Families with small children % ¹⁾	Large families ²⁾
Domestic language both	39 647	3,70	1,70	18,2	47,4	10,4
Domestic and foreign language	5 553	3,66	1,66	10,5	59,9	9,9
Foreign language both	6 517	4,06	2,06	9,5	60,6	21,0
Domestic language single parent	19 571	2,42	1,42	34,3	23,9	5,3
Foreign language single parent	4 639	2,71	1,71	19,7	39,9	12,9
Total	75 927	3,34	1,66	21,1	42,9	10,1

Source: Statistics Finland

Figure 16. Total fertility rate by mother tongue in Helsinki in 2000–2015



N= Children born in 2015
Source: Statistics Finland

ish- and Sami-speaking women was somewhat higher than that of foreign-language speakers among 30–39-year-olds.

In 2015 the total fertility rate in Helsinki was 1.3. For the population with a foreign mother tongue, the figure was 1.66. Fertility varies with language group. Of large language groups, the fertility rate of Estonian-, Russian-, English- and Chinese-speaking people differs very little from that of the population with a national mother tongue. On the other hand, the total fertility rate of Somali-, Arabic- and Kurdish-speaking residents was over two times higher than that of the whole population. In all, the fertility of foreign-language speakers has fallen in the 2000s, while that of the population with a national mother tongue has remained constant.

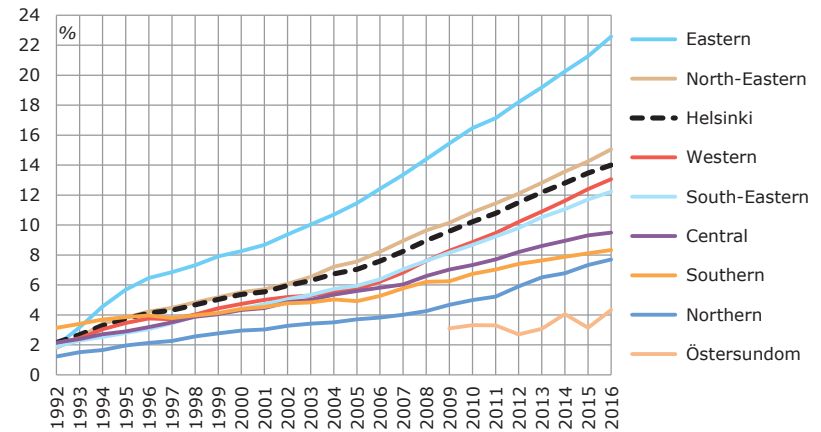
7 Spatial distribution of foreign-language speakers

At the beginning of 2016, as much as 28 per cent of the population with a foreign mother tongue in Helsinki lived in the Eastern Major District, where more than every fifth resident spoke other than Finnish, Swedish or Sami as their mother tongue. In other Major Districts the share of population with a foreign mother tongue was substantially lower.

At the sub-district level in Meri-Rastila, Kallahti, Kurkimäki and Itäkeskus, all located in the Eastern Major District, more than 30 per cent of the population had a foreign mother tongue. The share of foreign-language speakers was lowest in the areas with predominantly detached and terraced houses located in northern Helsinki and Östersundom.

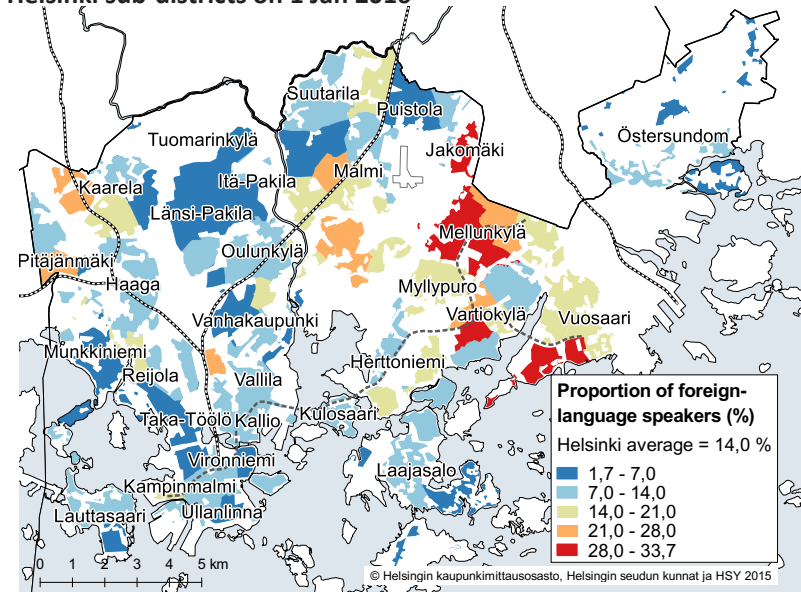
At the beginning of 2016, native speakers of the most common foreign mother tongues were concentrated in the Eastern, North-Eastern and Western Major Districts. Over 70 per cent of Russian-, Estonian- and Somali-speaking residents lived in these major districts. English-speaking residents - the fourth-largest language group- lived most commonly in the Southern Major District, which was home to more than every fourth of them.

Figure 17. Proportion of residents with a foreign mother tongue in the population of Helsinki Major Districts at the beginning of the year 1992–2016



Source: Statistics Finland

Figure 18. Proportion of residents with a foreign mother tongue in the population of Helsinki sub-districts on 1 Jan 2016



© Helsingin kaupunkimittausosasto, Helsingin seudun kunnat ja HSY 2015
 Areas with less than 100 inhabitants are blank on the map.
 Source: Statistics Finland, map by City of Helsinki, Urban Facts

8 Housing

8.1 Structure of household-dwelling units

At the end of 2014, the 30,427 household-dwelling units (later: households) with a head i.e. a reference person with a foreign mother tongue in Helsinki made up 9.6 per cent of all households in the city. The reference person of a household is primarily the household member with the highest income. Other household members may have a different mother tongue. In the following statistics, the mother tongue of the reference person determines the mother tongue of the whole household.

The largest group of households with a foreign mother tongue was those with Russian as their home language, making up almost a quarter of all households with a foreign mother tongue, followed by Estonian-speaking households with a share of 16 per cent.

Households with a foreign mother tongue are, on average, larger than households with a national mother tongue. One-person households comprised 35 per cent of the former and 50 per cent of the latter. On the other hand, 9 per cent of households with a foreign mother tongue had five or more members while only about 2 per cent of households with a national mother tongue were that large.

8.2 Tenure status of household-dwelling units

A clear majority of households with a foreign mother tongue live in a rented home. While less than half of the households with a national mother tongue were tenants at the end of 2014, this proportion was three in four for households with a foreign mother tongue. The most common tenure form among households with a foreign mother tongue was state-subsidised housing (39 %), so-called Arava-housing. Of households with a national mother tongue, 19 per cent lived in such flats.

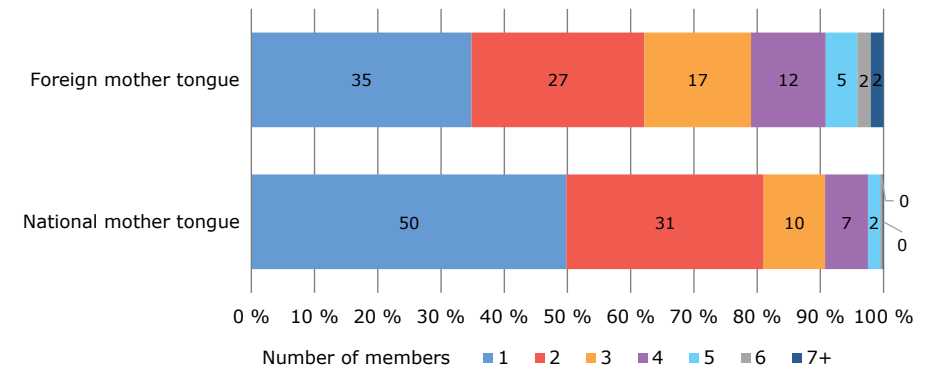
The share of state-subsidised housing has been decreasing since 2006 and renting on the free market has become more common among households with a for-

Table 3. Dwelling households by mother tongue of the household head in Helsinki on 31 Dec. 2014

	Household-dwelling units	Persons
Mother tongue Finnish or Swedish	287 798	522 940
Foreign mother tongue total	30 427	73 548
Russian	7 253	15 362
Estonian	4 915	10 626
Asian	3 880	10 766
Western European languages (excl. English)	3 154	6 889
North African and Middle East languages	2 377	5 736
English	1 947	4 321
Somali	1 935	7 168
Arabic	1 514	3 974
Eastern European languages (excl. Russian)	1 464	3 694
Other African	925	2 433
Other language or mother tongue unknown	1 063	2 579

Source: Statistics Finland

Figure 19. Household dwelling-units by mother tongue and number of members in Helsinki on 31 Dec. 2014



Source: Statistics Finland

eign mother tongue. 37 per cent of households with a foreign mother tongue and 26 per cent of other households rented their home on the free market.

Half of the households with a national mother tongue in Helsinki owned their homes while the share was 18 per cent among households with a foreign mother tongue. As a rule, households with many members more commonly live in owner-occupied dwellings than one- or two-person households. The percentage of four-person households living in an owner-occupied home was 69 for households with a national mother tongue and 28 for those with a foreign mother tongue. However, only few (13 %) households with a foreign mother tongue and with more than six members had an owner-occupied home.

8.3 Housing space

On average, foreign-language speakers have significantly less housing space per person than other residents: 9 per cent of residents with a national mother tongue and 26 per cent of residents with a foreign mother tongue lived in crowded conditions at the end of 2014. According to Norm 4 (Statistics Finland), a dwelling is over-crowded when there is more than one person per room excluding kitchen. In general, over-crowded housing is most common among large households. However, foreign-language speakers live in over-crowded homes more frequently than other residents regardless of the size of the household.

Residents with a foreign mother tongue also live in smaller homes (by square metres). In one-person households, there is no significant difference in the average dwelling size between foreign-language and national-language speakers. For five-member households, for example, the average dwelling size is 107 square metres among population with a national mother tongue versus 20 square metres less among population with a foreign mother tongue. Households with a national mother tongue have more floor space per person (35 square metres) than households with a foreign mother tongue (25 square metres).

Table 4. Tenure status of household dwelling-units by mother tongue and number of members in Helsinki on 31 Dec. 2014

	Members Total	% Total	Owner-occupied	State-subsidised	Other rented	Right of occupancy	Other tenure status
Finnish or Swedish							
Total	287 798	100	49,4	19,3	26,2	2,7	2,5
1 member	143 490	100	41,9	20,5	32,6	2,4	2,7
2 members	89 725	100	53,8	17,7	23,5	2,5	2,5
3 members	27 920	100	56,9	21,0	16,6	3,5	2,0
4 members	19 544	100	68,7	15,1	10,9	3,9	1,3
5 members	5 515	100	66,0	17,9	10,9	3,8	1,4
6+ members	1 604	100	54,6	25,0	12,7	5,3	2,4
Foreign mother tongue							
Total	30 427	100	18,4	39,1	37,2	2,0	3,3
1 member	10 601	100	12,9	30,4	50,7	1,3	4,6
2 members	8 317	100	19,5	38,7	36,1	2,2	3,5
3 members	5 127	100	21,8	44,4	29,4	2,2	2,3
4 members	3 599	100	27,8	43,7	23,7	2,9	2,0
5 members	1 518	100	20,9	53,4	21,3	2,6	1,8
6+ members	1 265	100	13,0	63,6	20,6	1,7	1,2

Source: Statistics Finland

8.4 Housing in districts

At the end of 2014 the largest number of households with a foreign mother tongue lived in Mellunkylä and Vuosaari districts. The share of such households was highest – one in five - in Jakomäki, followed by Mellunkylä (18 %) and Myllypuro (16 %) districts.

Tenure status of households with a foreign mother tongue varies with district, and reflects their general tenure structure. State-subsidised housing, which is the most common tenure form among households with a foreign mother tongue in general, is dominant mainly in the eastern and north-eastern Helsinki. Renting on the free market is most common in the southern and central Helsinki: In Alppiharju and Taka-Töölö districts more than two in three households with a foreign mother tongue lived in such flats. In districts with mainly owner-occupied housing, such as Östersundom, Länsi-Pakila and Itä-Pakila, even most households with a foreign mother tongue owned their homes.

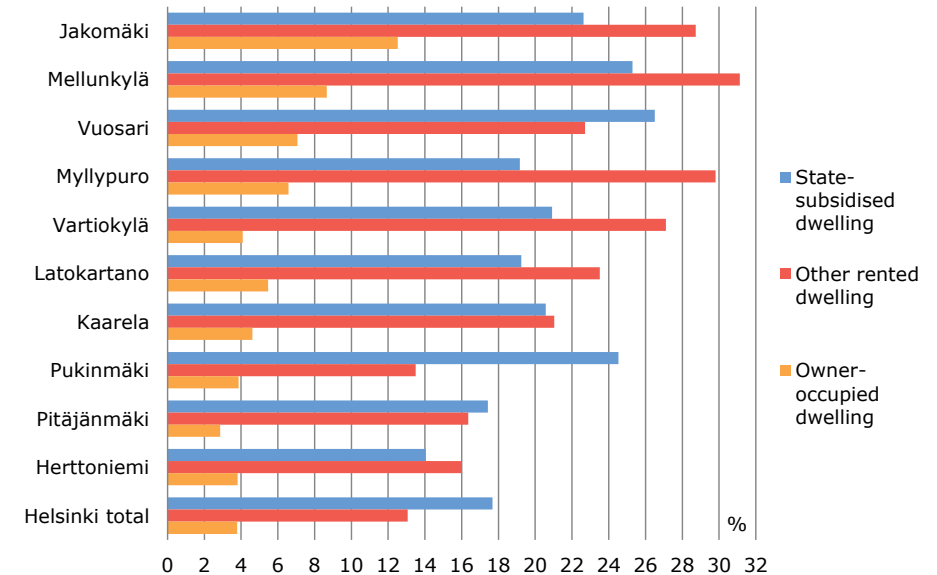
9 Education level and studies

9.1 Level of education

The educational background of many people with foreign background has not been introduced in Statistic Finland’s Register of Completed Education and Degrees, and thus the statistics on their education are incomplete. Understanding this is important when analysing the education level of population with foreign background. The proportion of educationally unqualified is smaller than the statistics suggest.

Of the 25–64-year-old residents with a foreign mother tongue living in Helsinki at the end of 2014, 46 per cent had a registered post-compulsory education. 6 per cent had completed an upper secondary general education, and 15 per cent an upper secondary vocational education. 25 per cent of residents with a foreign mother tongue had a registered tertiary degree. Women have completed more

Figure 20. Districts in Helsinki with the highest percentage of households with a foreign mother tongue by tenure status on 31 Dec. 2014



Source: Statistics Finland

education and degrees than men. Women have attained more tertiary education, but upper secondary education is equally common among both sexes.

Among residents with a foreign mother tongue, registered educations and degrees are most common in the oldest age groups. In the age groups between 45 and 69 years, about half had completed a post-compulsory education. The older the age group, the more their education level approaches the average of the whole population. Young residents with a foreign mother tongue have less registered degrees: just around 40 per cent of 20–29 year-olds had completed a post-compulsory education. This is considerably less than in the whole population of that age. Thus, the registered education level of young residents with a foreign mother tongue lowers the education level of the whole population because of the high proportion of young people among foreign-language speakers.

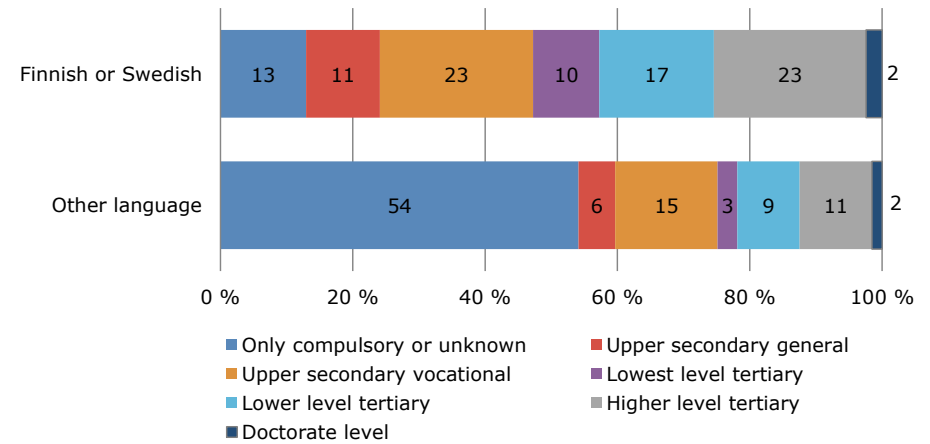
9.2. Education

At the end of the year 2015, the early education and day care organised or supported by the City of Helsinki (including the city’s own child day care centres and family day care) included 24,500 children, of whom 4,136 (17%) had some other mother tongue than Finnish or Swedish. Furthermore, 1,808 children with some other mother tongue were looked after at home by the aid of the child home care allowance.

Within the compulsory education for 7–15-year-olds provided in Finnish by the City of Helsinki, 7,498 pupils studied Finnish as their second language in autumn 2016. These pupils made up 20 per cent of all compulsory education pupils in the city’s schools. In the same education provided by state schools in Helsinki, 487 pupils studied Finnish as their second language, making up 20 per cent of the state schools pupils. At private contract schools and special schools in Helsinki, the number totaled 981, making up 13 per cent of all pupils.

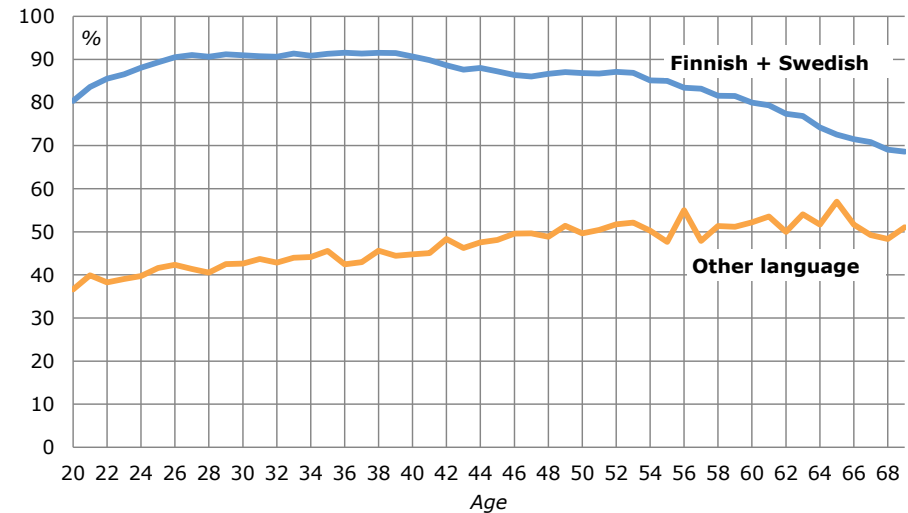
The number and share of pupils studying Finnish as their second language increased from the previous year in the whole city. Between 2010–2016, their share of all pupils grew from 15 per cent to over 19 per cent.

Figure 21. 25–64-year-old Helsinki residents by mother tongue and education level on 31 Dec. 2014



Source: Statistics Finland

Figure 22. Proportion of 20–69 year-olds having completed a post-compulsory education, by age and mother tongue in Helsinki on 31 Dec. 2014



Source: Statistics Finland

In 2015, the number of students with a foreign mother tongue in upper secondary general education in Helsinki was 2,130, i.e. 13 per cent of all students at that level. Students with a foreign mother tongue accounted for around 11 per cent of all youth-level students, 28 per cent of adult-level students, and 40 per cent of international baccalaureate students. 40 per cent of all upper secondary general students with a foreign mother tongue in Finland studied in Helsinki. Of all upper secondary general students with a foreign mother tongue in Helsinki in 2014, 21 per cent spoke Somali, 18 per cent Russian and 9 per cent Estonian as their mother tongue.

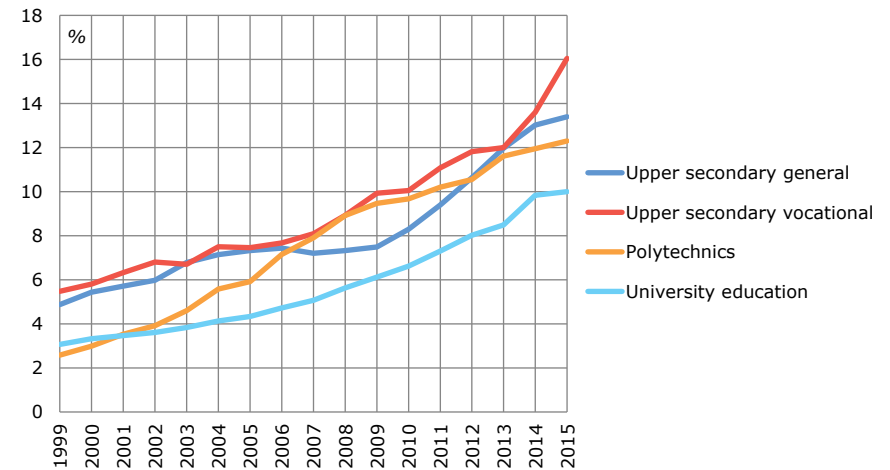
There were a little over 6,000 students with a foreign mother tongue in upper secondary vocational education in Helsinki in 2015. They made up 16 per cent of all students. In 2014, the largest groups were Russian-speaking (22 %) and Estonian-speaking (18 %) students.

Age cohorts completing compulsory education and entering upper secondary level education are decreasing in size and the share of those with a foreign mother tongue in the cohorts is increasing. Consequently, the number of students with a national mother tongue in upper secondary general and vocational education has fallen but the number of students with a foreign mother tongue has grown.

Polytechnic education in Helsinki had 2,792 students with a foreign mother tongue, making up 12 per cent of all students in 2015. The most common foreign mother tongues of students in 2014 were Russian (23 % of all students with a foreign mother tongue), English (10 %), Vietnamese (8 %) and Nepalese (7 %).

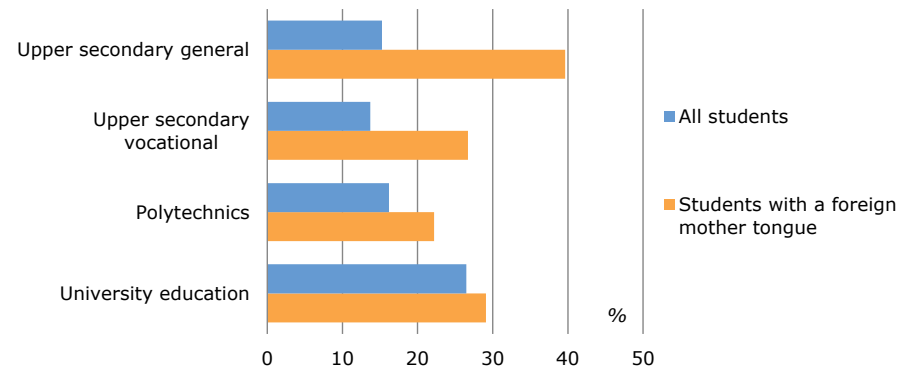
There were 4,145 students with a foreign mother tongue in university education in Helsinki in 2015, making up 10 per cent of all students at this level. The highest percentage of students with a foreign mother tongue were among higher (master's) level and doctorate students. Of all university students with a foreign mother tongue in 2014, 15 per cent spoke Russian, 11 per cent Chinese and 8 per cent English as their mother tongue.

Figure 23. The proportion of students with a foreign mother tongue among all students in various education sectors in Helsinki in 1999–2015



Source: Statistics Finland

Figure 24. Helsinki's share of all students and of students with a foreign mother tongue at various education levels in Finland in 2015



Source: Statistics Finland

10 Employment and unemployment

The most recent statistical data on the employment situation of residents with foreign background is found in the Ministry of Employment and the Economy's employment service statistics that are compiled monthly from the registers of the Employment and Economic Development Offices. The register accounts for foreign nationals. In November 2016 the unemployment rate of foreign nationals in Helsinki was 26.1 per cent and that of all residents 11.9 per cent. The 7,425 unemployed foreign nationals made up almost one fifth of all unemployed in Helsinki.

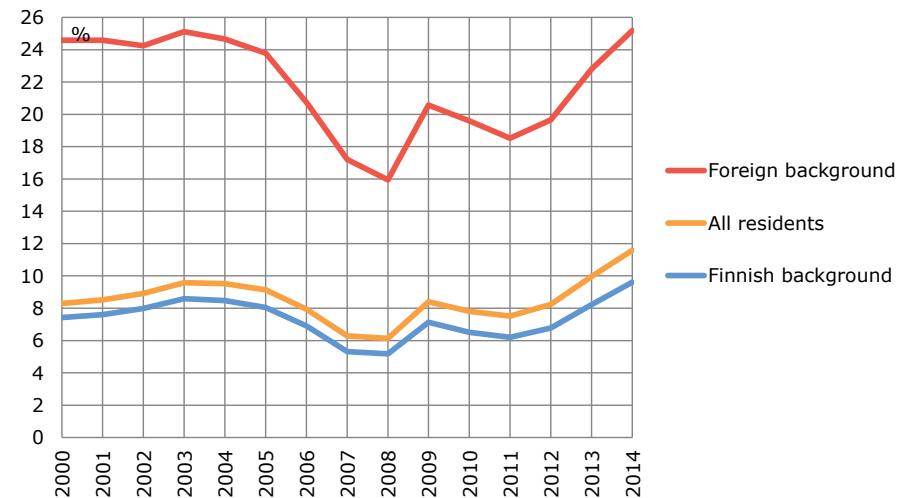
The most recent register-based statistical data on the employment and unemployment of residents with foreign background are found in Statistics Finland's employment statistics. At the end of 2014, the unemployment rate of residents with foreign background in Helsinki was 25.2 per cent and their employment rate among 20–64 year-olds 50.0 per cent. The unemployment rate of residents with Finnish background was 9.6 per cent and the employment rate 74.7 per cent. The registers include some people who in reality no longer live in Finland, which reduces the employment rate of residents with foreign background to some extent.

Elsewhere in the Helsinki Region the unemployment rate of residents with foreign background was 21.8 per cent, and their employment rate among 20–64-year-olds was 57.7 per cent. Elsewhere in Finland, the proportions were 29.7 per cent and 48.4 per cent.

At the end of 2014 the number of unemployed residents with foreign background in Helsinki was 10,617, of whom 53 per cent were men. The number rose by 1,616 persons from the previous year, and the unemployment rate rose by more than two percentage points. In recent years the unemployment rate has grown more among population with foreign background than other people. However, in the early 2000s the unemployment and employment rates of population with foreign background were at the same level than in 2014.

The employment rate of 20-64-year-old population with foreign background was 52.9 per cent among men and 46.8 among women. The employment rate of men is highest in the age group of 25–54-year olds and that of women in the age

Figure 25. Unemployment rate by background in Helsinki 2000-2014



Source: Statistics Finland

Table 5. Main type of activity of residents with foreign background on 31 Dec. 2014

	Helsinki	Helsinki Metropolitan Area	Helsinki Region	Rest of Finland
Labour force	42 161	76 916	84 955	76 912
Employed	31 544	58 590	64 992	54 056
Unemployed	10 617	18 326	19 963	22 856
Outside the labour force	43 431	75 860	82 219	78 625
0–14-year-olds	15 006	29 967	32 483	27 358
Students	8 208	14 501	15 593	18 189
Pensioners	5 223	8 132	9 044	11 699
Others	14 994	23 260	25 099	21 379
Total	85 592	152 776	167 174	155 537
Employment rate (20–64 year olds), %	50,0	53,1	53,7	48,4
Unemployment rate, %	25,2	23,8	23,5	29,7

Employment rate = employed/population ratio (%),
 Unemployment rate = unemployed / labour force ratio (%),
 Outside labour force = outside labour force / population ratio (%)
 Source: Statistics Finland Source: Statistics Finland

group of 45–54-year-olds. The employment rates of residents with foreign and Finnish background differ more among women than men.

Higher education does not protect residents with a foreign mother tongue from unemployment as efficiently as Finnish- and Swedish-speaking residents. The unemployment rate among residents with a foreign mother tongue remains fairly constant regardless of their education. Their employment rate, in turn, rises to some extent with higher education.

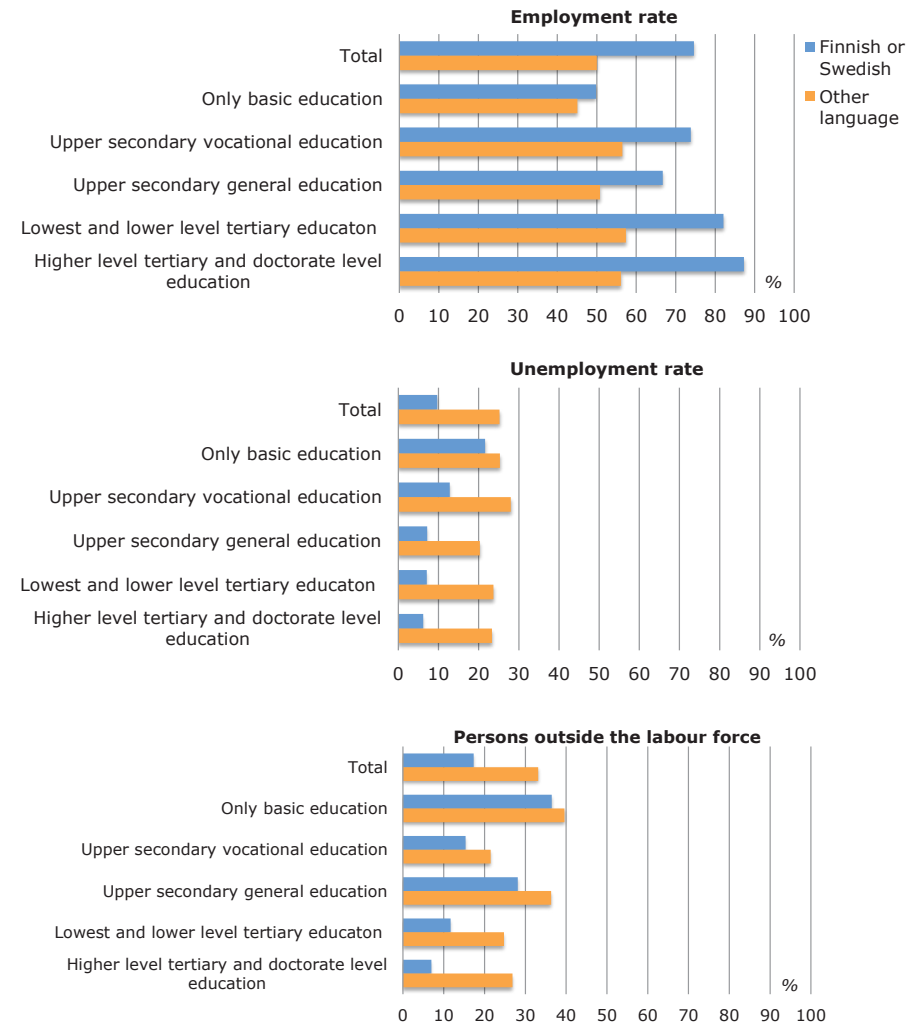
Among population of working age, those with a foreign mother tongue are fairly often outside the labour force regardless of education level. Even with a higher tertiary or researcher-level degree, 27 per cent of population with a foreign mother tongue were outside the labour force at the end of 2014, versus 7 per cent of residents with a national mother tongue.

The employment situation of residents with foreign background varies greatly with background country. While some nationality groups have come to Finland mainly in search of work, others have come as refugees. Residents with refugee background, especially those born in Iraq or Somalia, have had more difficulties in finding a job than other people. Those born in Sweden and Estonia as well as elsewhere in the Western Europe had the highest employment rate.

At the end of 2013, just over one fifth of 15–29-year-olds with a foreign mother tongue were outside the labour force and not enrolled for full-time studies nor performing (non-)military service. Of all young people outside the labour force, education and (non-)military service, 39 per cent had a foreign mother tongue. However, some of those outside the labour force may be taking care of children at home or may not live in Finland any more.

At the end of the year 2013, half of employed population with foreign background in Helsinki were employed in either administration and support services, health or social care services, wholesale and retail trade, or accommodation and food services. Many people with foreign background worked, on one hand, in service and sales professions and, on the other hand, in specialist professions. Specialists include, for example, university teachers, doctors and translators. Most common occupations among residents with foreign background were cleaner,

Figure 27. 25–64-year-old Helsinki residents by mother tongue and education level on 31 Dec. 2014



*Employment rate = employed/population ratio (%),
 Unemployment rate = unemployed/labour force ratio (%),
 Outside labour force = outside labour force/ population ratio (%)
 Source: Statistics Finland*

restaurant worker and salesperson. Almost 14 per cent of all employed with foreign background were working as cleaners.

11 Income

11.1 Taxable income

In 2014, the great majority of working-age residents with foreign background had at least some taxable income. In Helsinki, those who had none at all accounted for 18 per cent of all working-age residents with foreign background and born abroad. Having no income was slightly more common in Helsinki than elsewhere in Finland. Those who had no taxable income included people receiving some social benefits, pensions or daily allowances. Child benefits, for example, are not subject to tax, nor are housing benefits or social assistance. The registers also include some people who in reality no longer live in Finland.

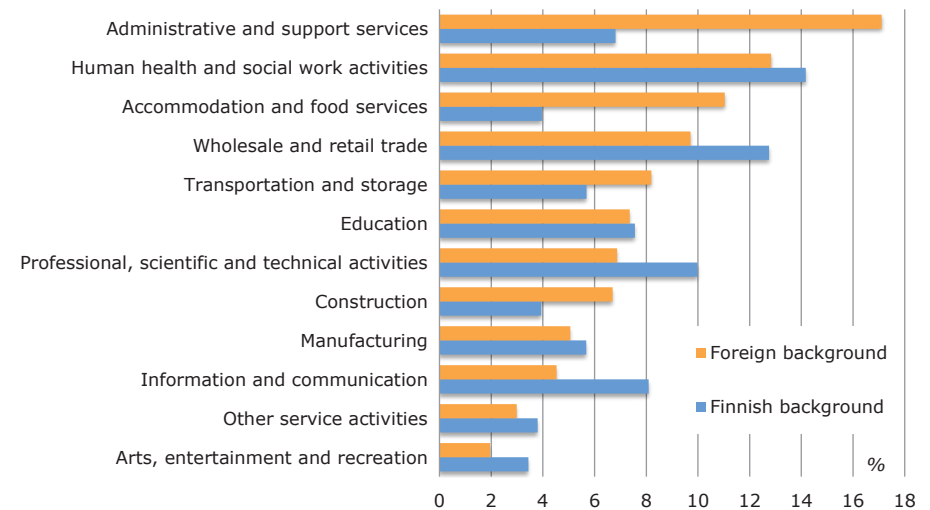
Most income earners with foreign background earned less than the population's median income. In Helsinki almost two in three (64%) income earners with foreign background and born abroad had earnings below the Finnish median income in 2014. Income level of residents with foreign background rises with age and education level but remains nonetheless much lower than that of residents with Finnish background. Among income earners with foreign background in Helsinki, 42 per cent of men but only 30 per cent of women earned more than the median income in 2014.

11.2 Social assistance

Social assistance is granted to households, and the mother tongue of a recipient household is that of the primary recipient. Data on the mother tongue of other household members is not available.

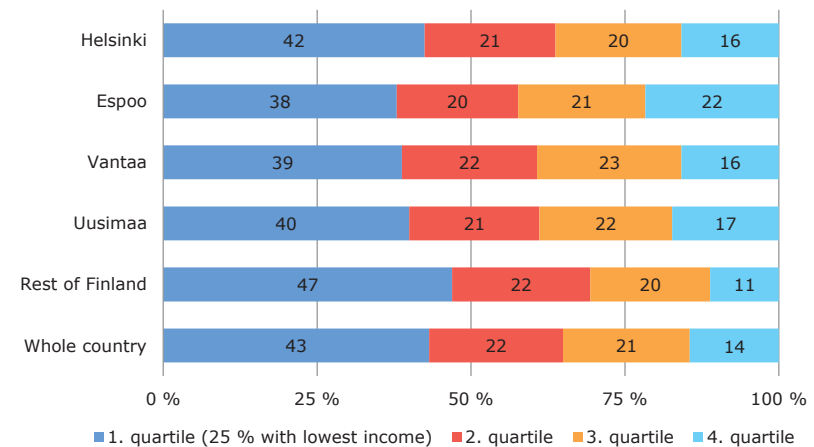
When recipients of reception allowances or integration assistance are excluded, there were 46,496 households receiving social assistance in Helsinki in 2015.

Figure 27. Employed labour force by background and industries that were most common among residents with foreign background in Helsinki on 31 Dec. 2014



Source: Statistics Finland

Figure 28. Distribution (%) into income classes (income level compared with the whole population) of 15-64-year-old residents with foreign background and born abroad in 2014



Source: Statistics Finland

11,625 of these had a primary recipient with some other mother tongue than Finnish or Swedish, which was 7 per cent more than the year before. Thus, roughly every fourth household receiving social assistance in Helsinki had a primary recipient with a foreign mother tongue. In addition there were 828 households that received only integration assistance.

Of all 18-year-old or older residents with a foreign mother tongue, 17 per cent were primary recipients of social assistance in 2015. Among the whole adult population in Helsinki the share was 9 per cent. The recipients with some other mother tongue than Finnish or Swedish had children more often than other recipients.

Sources and data

Sources:

Unless otherwise noted, the source of information is Statistics Finland

Data:

- City of Helsinki Early Education and Care, day care and home care statistics
- City of Helsinki, Education Department
- City of Helsinki Social Services and Health Care, social assistance statistics
- City of Helsinki Urban Facts, projection for the population with a foreign mother tongue
- Finnish Immigration Service, asylum seekers
- Ministry of Employment and the Economy, employment service statistics
- Statistics Finland, population statistics
- Statistics Finland, education statistics
- Statistics Finland, employment statistics

- Statistics Finland, housing statistics
- Uusimaa Centre for Economic Development, Transport and the Environment; refugees and asylum seekers

THIS PUBLICATION IS AN ABRIDGED VERSION of Helsingin ulkomaalaistaustainen väestö vuonna 2016. Helsingin kaupungin tietokeskus, Tilastoja 2017:1.

Former publications:

Helsingin ulkomaalaistaustainen väestö. Helsingin kaupungin tietokeskus, Tilastoja 2015:41

Helsingin ulkomaalaisväestö. Helsingin kaupungin tietokeskus, Tilastoja 2014:36, 2013:31, 2011:41, 2010:30, 2009:40, 2008:33, 2008:4

Population with foreign background in Helsinki. Helsingin kaupungin tietokeskus, Tilastoja 2016:2

Foreigners in Helsinki. Helsingin kaupungin tietokeskus, Tilastoja 2014:37, 2013:40, 2012:6, 2010:38, 2010:2, 2009:9