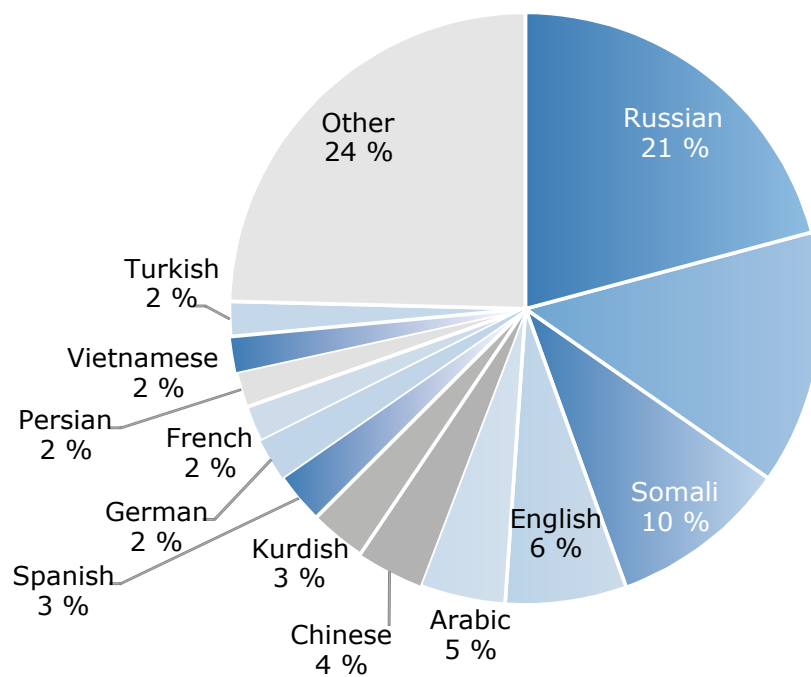




FOREIGNERS IN HELSINKI 2013



<i>SUMMARY</i>	2
<i>1. Introduction</i>	3
<i>2. The number and development of Helsinki's foreigner population</i>	4
<i>3. Foreigner groups</i>	5
3.1 Mother tongues of foreign-language residents	5
3.2 Nationalities of foreigners	7
3.3 Refugees coming to Helsinki	8
<i>4. Population of foreign-language residents by age</i>	9
<i>5. Spatial distribution of foreign-language residents in Helsinki</i>	10
<i>6. Projection for the foreign-language population</i>	11
<i>7. Migration</i>	12
7.1 International migration	12
7.2 Migration within Finland	13
7.3 Migration overall	14
<i>8. Families and nativity</i>	15
8.1 Marriages	15
8.2 Families with children	15
8.3 Nativity	16
<i>9. Housing</i>	17
9.1 Structure of dwelling households	17
9.2 Tenure status of dwelling households	18
9.3 Housing space	19
9.4 Housing in districts	20
<i>10. Education level and studies</i>	20
10.1 Level of education	20
10.2 Foreign-language students	22
<i>11. Employment and unemployment</i>	24
<i>SOURCES, DATA and EXPLANATORY NOTES</i>	25

SUMMARY

At the beginning of 2013, the number of foreign-language residents in Helsinki, i.e. other residents than those with either Finnish, Swedish or Sami as their mother tongue, was 73,608. These foreign-language residents made up 12 per cent of Helsinki's population. The largest foreign mother-tongue groups were Russian, Estonian, Somali or English. The number of foreign nationals residing in Helsinki was 50,661. Those with a foreign background, i.e. either foreign nationals or Finnish nationals born abroad, amounted to 74,827 people.

The foreign-language population has a more youthful age structure than Helsinki's population overall. The proportion of children and young people of working age is high, and the proportion of foreign-language residents among old-age pensioners is low. However, language groups differ in terms of age structure. 28 per cent of foreign-language residents in Helsinki live in the Eastern Major District. In the 2000s, the number of foreign-language residents in Helsinki has more than doubled. In 2012, they increased by 5,285. By 2030, foreign-language residents are expected to make up over 20 per cent of Helsinki's population.

The migration of foreign-language residents in Helsinki is characterized by strong migration from abroad and lively migration within Finland. Predominantly the increase in foreign-language residents is a matter of migration surplus. Within Finland, foreign-language residents, move more to Helsinki than from Helsinki.

Nativity is higher among foreign-language residents than among the population as a whole, and foreign-language mothers are younger than mothers at large. However, there is strong variation in nativity between foreign-language groups. At the beginning of 2013, there were 13,787 such families with children in Helsinki where at least one parent had a foreign mother tongue. They made up 19 per cent of all families with children.

Foreign-language households are, on average, larger than those with a domestic mother tongue, and they live more crowdedly than do the latter. Four in five foreign-language households live in rented homes, most commonly in state-subsidised housing. Foreign-language residents concentrate in certain neighbourhoods regardless of tenure status.

At the end of 2011, 45 per cent of 25–64 year-old foreign-language residents in Helsinki was registered as having a post-compulsory education degree. 21 per cent had completed an upper secondary education and 24 per cent a tertiary education. Of upper secondary general education students in Helsinki, 9 per cent had a foreign mother tongue, and of upper secondary vocational students 10 per cent. Of polytechnic students, 10 per cent and of university students, 7 per cent had a foreign mother tongue.

At the end of 2011, the unemployment rate of foreign-language residents was 18.5 per cent, and their employment rate 52.9 per cent. In January–June 2013, the number of unemployed foreign nationals in Helsinki was 20 per cent higher than it had been a year earlier. Getting a job varies strongly between nationalities.

1. Introduction

Statistically, the foreign-background population can be analysed with regard to their country of birth, nationality or mother tongue.

In these statistics, the **country of birth** is the country in which the mother had permanent residence at the time the child was born. Some of those born abroad may be born as Finnish nationals, others have acquired a Finnish citizenship after moving to Finland.

Foreign nationals refer to people with a fixed abode in Finland but without a Finnish citizenship. One and the same person may have citizenship in more than one country. If one of these citizenships is Finnish, the person is recorded as a Finnish citizen.

Foreign-language residents include all who do not speak Finnish, Swedish or Sami (the three official languages of Finland) as their mother tongue. The mother tongue is recorded statistically when the parents register the name of the child.

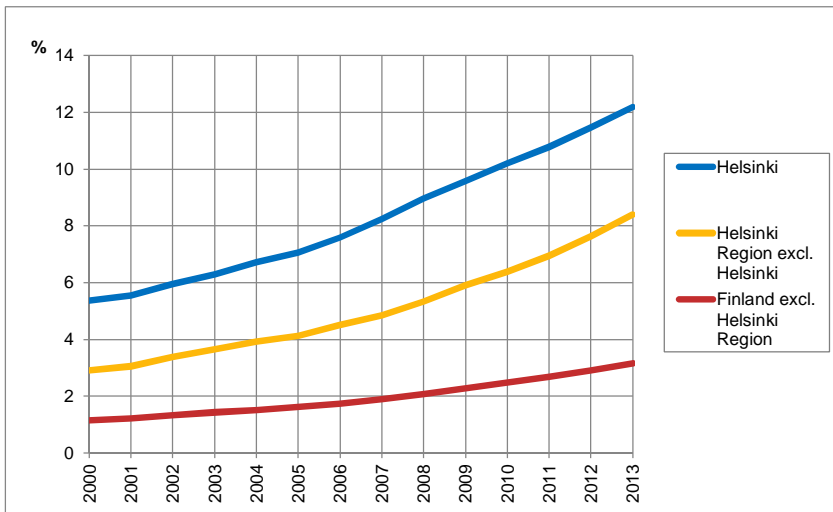
In this publication, the main determinant of foreignership is mother tongue. From the angle of municipalities (local authorities) producing public services, a client's mother tongue is more relevant than their nationality, because language determines the demand for services. Also, statistics by language are better available.

The data in this publication are based on statistics from public registers. However, some small groups of people, such as asylum seekers and other people without a registered abode in Helsinki are not included in these registers. Also, registers say very little about why a person has immigrated. Only refugees can be numbered reliably. Nevertheless, thanks to the high coverage of the register system, this report gives a very correct picture of the foreigner population in Helsinki.

2. The number and development of Helsinki's foreigner population

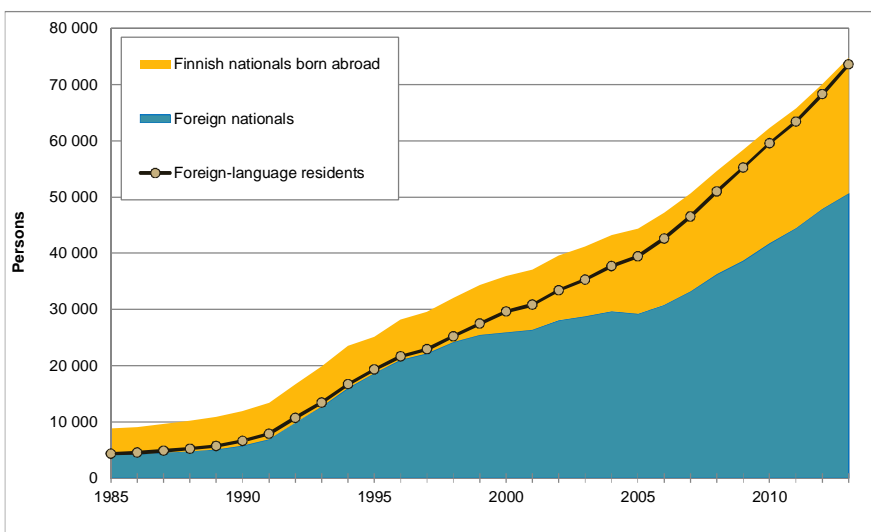
In the first decade of the 2000s, Helsinki's foreign-language population grew by around 44,000. In 2012, it grew by 5,285. At the beginning of 2013, the number of foreign-language residents (i.e. with some other mother tongue than Finnish, Swedish or Sami) in Helsinki amounted to 73,608.

Figure 1. Proportion of foreign-language residents in the populations of Helsinki, Helsinki Region and the rest of Finland in 2000–2013



At the beginning of 2013, there were 50,661 foreign nationals living in Helsinki, making up 8.4 per cent of the city's population. 24,166 Helsinki residents were Finnish nationals born abroad. Foreign nationals and Finnish nationals born abroad together form the group foreign-background residents, which numbered 74,827 people – 12.4 per cent of Helsinki's inhabitants.

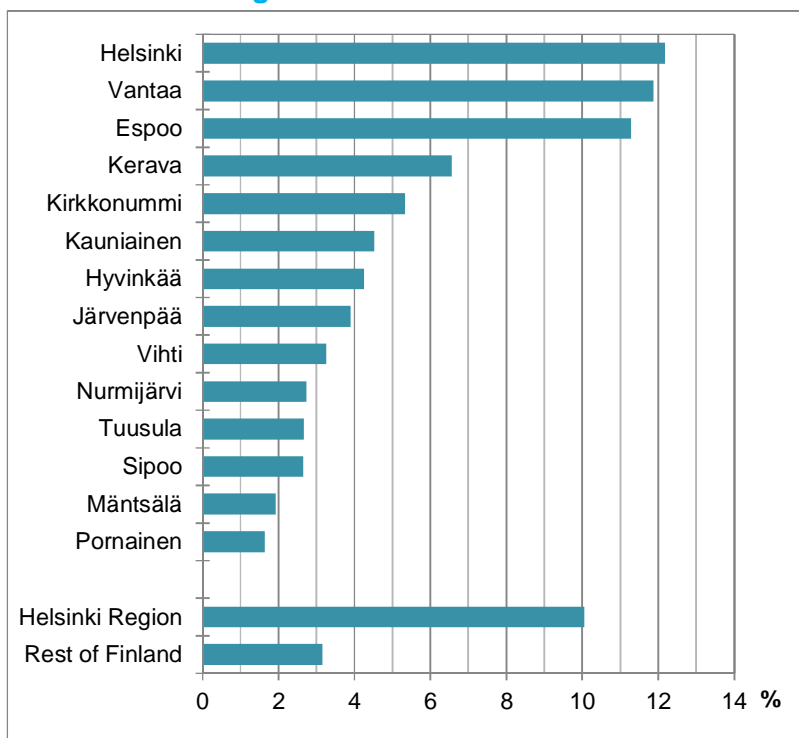
Figure 2. Foreign-background residents and foreign-language residents in Helsinki in 1985–2013



Whilst 11 per cent of Finland's entire population lived in Helsinki, 28 per cent of all foreign-language residents and 26 per cent of foreign nationals in the country did. Helsinki Metropolitan Area is clearly a concentration of foreign-background residents in Finland. Almost half (48%) of foreign-language residents in Finland live in the Helsinki Metropolitan Area, which is home to around 20 per cent of Finland's entire population.

The proportion of foreign-language residents of the population was 12.2 per cent in Helsinki, 8.4 per cent elsewhere in the Helsinki Region and elsewhere in Finland around three per cent. Municipalities Helsinki, Espoo and Vantaa, had a clearly higher percentage of foreign-language residents than the rest of the Helsinki Region.

Figure 3. Proportion of foreign-language residents in the populations of the municipalities of the Helsinki Region and the rest of Finland on 1 Jan. 2013



3. Foreigner groups

3.1 Mother tongues of foreign-language residents

The most common mother tongue of Helsinki's foreign-language population is Russian, with 15,341 native speakers, i.e. more than every fifth foreign-language resident. Next in size are those with either Estonian, Somali or English as their mother tongue. The four largest mother tongues covered over half of foreign-language residents. The rest of the mother tongues are very varied: at the beginning of 2013, the number of mother tongues registered in Helsinki was 133. Almost 80 of these had less than 100 speakers.

Figure 4. Foreign-language residents by mother tongue in Helsinki on 1 Jan. 2013

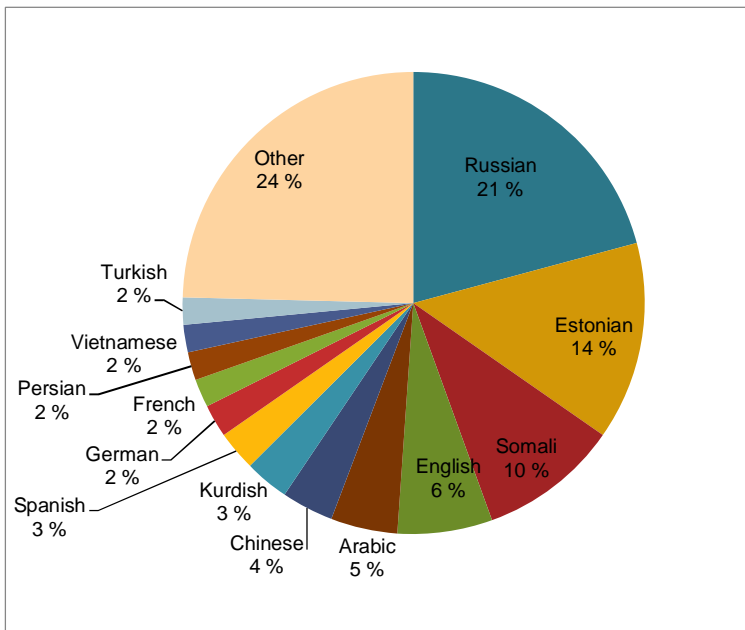
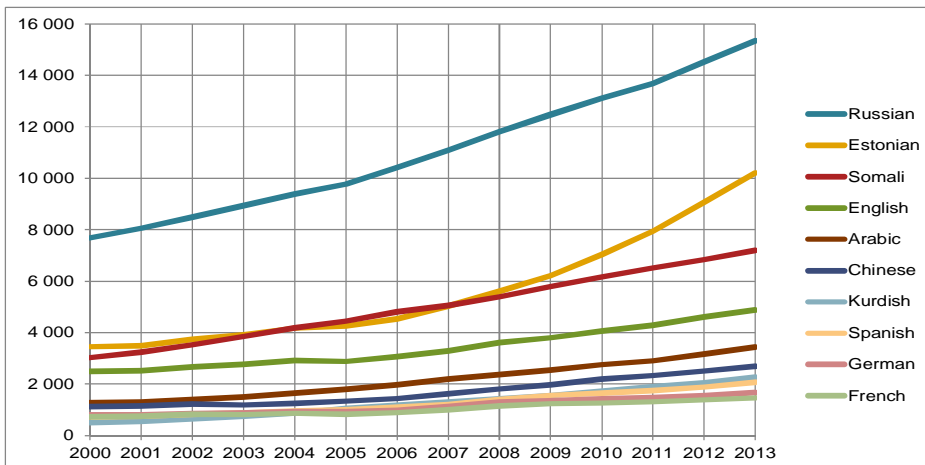


Table 1. Foreign nationals and the whole population by mother tongue in Helsinki on 1 Jan. 2013

Mother tongue	Persons	%	Mother tongue	Persons	%
Whole population	603 968	100	Foreign nationals	50 661	100
Finnish	494 627	81,9	Finnish	1 494	2,9
Swedish	35 674	5,9	Swedish	913	1,8
Sami	59	0,0			
Other languages total	73 608	12,2	Estonian	9 060	17,9
		100	Russian	8 333	16,4
Russian	15 341	20,8	English	3 642	7,2
Estonian	10 207	13,9	Somali	3 077	6,1
Somali	7 193	9,8	Chinese	1 971	3,9
English	4 879	6,6	Arabic	1 627	3,2
Arabic	3 446	4,7	Spanish	1 543	3,0
Chinese	2 691	3,7	German	1 273	2,5
Kurdish	2 264	3,1	Kurdish	1 185	2,3
Spanish	2 073	2,8	French	1 069	2,1
German	1 665	2,3	Thai	958	1,9
French	1 462	2,0	Persian	766	1,5
Persian	1 457	2,0	Turkish	722	1,4
Vietnamese	1 416	1,9	Nepalese	669	1,3
Turkish	1 408	1,9	Other	12 359	24,4
Thai	1 123	1,5			
Albanian	1 005	1,4			
Other	15 978	21,7			

The order of size between the mother-tongue groups has remained almost the same since the year 2000. With the number of Russian-language residents doubling over the 2000s, Russian has remained the largest group. Meanwhile those with Estonian as their mother tongue have no less than tripled. These last few years, they have increased by over 1,000 a year.

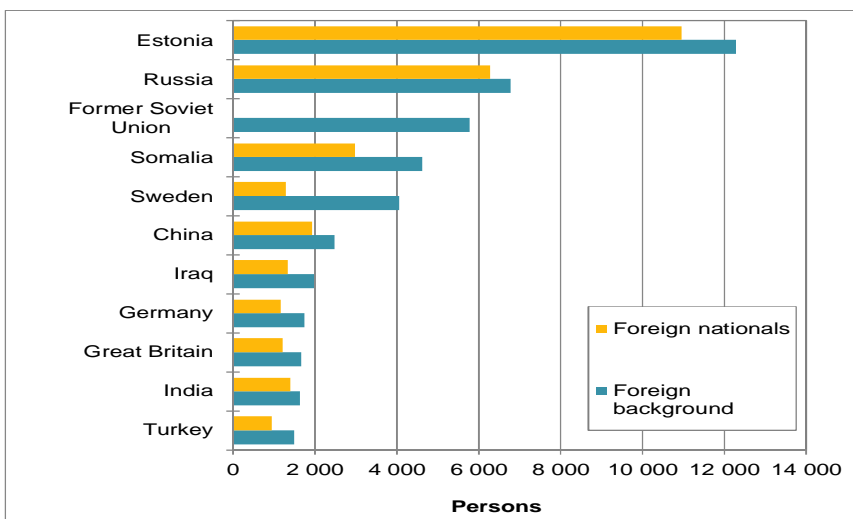
Figure 5. Trends in the numbers of residents in the ten largest foreign-language resident groups in Helsinki In 2000–2013



3.2 Nationalities of foreigners

At the beginning of 2013, Helsinki's population included people with a total of 170 different nationalities. The largest group of foreign nationals, 10,953 people, are the Estonians, followed by the Russian nationals, 6,278 people, and the Somali nationals, whose number has fallen since the mid 1990s. The most important reason for falling numbers of Somali nationals is that many have received a Finnish citizenship. At the beginning of 2013, 57 per cent of Somali-language residents in Helsinki were Finnish nationals. This compares with, for example, Estonian-language residents, of whom 11 per cent were Finnish nationals. Of foreign nationals, 40 per cent were from EU countries and 16 per cent from elsewhere in Europe. 24 per cent were Asians, 14 per cent Africans, 3 per cent from North America and 2 per cent from South America.

Figure 6. Largest foreigner groups in Helsinki on 1 Jan. 2013



The number of residents in Helsinki with a Swedish background was 4,052 at the beginning of 2013, but only 1,287 had a Swedish citizenship. This is mainly explained by

Finns emigrating to Sweden but later returning to Finland. The number of Russians in Helsinki, too, is influenced by the discrepancy between nationality and country of birth. 6,278 were Russian nationals, but the number of Russian-background residents is higher, since Helsinki is home to 5,759 Finnish nationals born in the former Soviet Union. A considerable part of these are Ingrians, i.e. ethnic Finns from Russia granted the status of returners, or their family members.

A Finnish citizenship was obtained by 2,216 foreign nationals in Helsinki in 2012. This was almost twice as many as the year before and more than any year in the 2000s. The largest groups obtaining a Finnish citizenship were Russians, Somalis, Afghans, Estonians, Iraqi, Turks and Iranians. In Finland as a whole, 9,090 foreign nationals who had been living permanently in the country obtained a Finnish citizenship. That was 4,530 more than in 2011. Between 2000 and 2012, a Finnish citizenship was granted to 16,700 people in Helsinki.

Of foreign nationals in Helsinki, 3 per cent spoke Finnish as their mother tongue. The majority of them are citizens of countries that for many years received many Finnish immigrants, such as Sweden, the USA, and Australia, and of the former Soviet Union. In particular, strong migration from the former Soviet Union, i.e. Russia and Estonia, has raised the number of Finnish-mother-tongue residents among the foreign nationals in Helsinki.

Table 2. Foreign-background residents by nationality and country of birth in Helsinki on 1 Jan. 2013

	Foreign background total	Foreign nationals	Finnish nationals born abroad
Total	74 827	50 661	24 166
Europe	42 321	28 430	13 891
Africa	10 363	6 878	3 485
North America	1 892	1 253	639
South America and Caribbean	1 718	1 098	620
Asia	17 114	12 231	4 883
Australia and Oceania	408	257	151
Unknown	1 011	514	497

3.3 Refugees coming to Helsinki

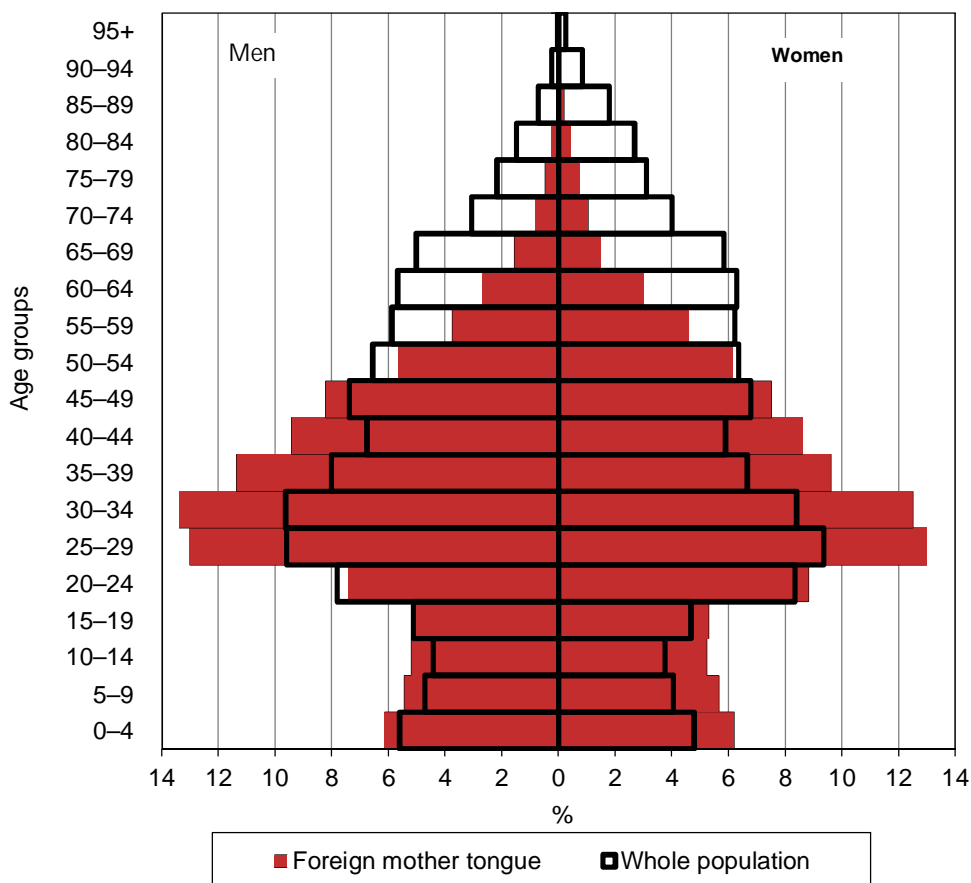
In the 2000s, a total of 3,406 refugees have been referred to Helsinki as their first placement, making up 15 per cent of all refugees granted an asylum in Finland. In 2012 a little more than half of all refugees coming to Finland had some of the municipalities of the Helsinki Metropolitan Area as their first placement.

4. Population of foreign-language residents by age

At the beginning of 2013, around 53 per cent of all Helsinki's inhabitants were women. In the foreign-language population, men are in the majority: 52 per cent. However, there are great differences between language groups. Of Russian-language residents, for example, 59 per cent were women, and of Estonian-language residents 54 per cent were. With Somali, 53 per cent were men.

The foreign-language population has a younger age structure than have those with a domestic mother tongue. Of foreign-language residents, 46 per cent were 25–44 year olds. This percentage was 30 among the domestic-language population. The percentage of under 16-year olds was 18 with foreign-language residents, versus 14 with domestic-language residents. Over 65-year olds made up 4 per cent of foreign-language residents, 17 per cent of domestic-language residents. Clearly the biggest age group among foreign-language residents were the 25–39 year olds. There were less older people of working age among the foreign-language than the domestic-language residents. 45–64 year olds made up 21 per cent of domestic-language residents, 26 per cent of foreign-language residents.

Figure 7. Age structure of the whole population and those with a foreign mother tongue in Helsinki on 1 Jan. 2013



5. Spatial distribution of foreign-language residents in Helsinki

Those residents with a foreign mother tongue most typically live in Helsinki's Eastern Major District – 28 percent of them do. The proportion of foreign-language residents has grown fast in the Eastern and the North-Eastern Major Districts. This proportion was smallest in the Northern Major District and in Östersundom Major District, both of which predominantly have detached and terraced houses.

At the beginning of 2013, the largest foreign-mother-tongue groups were concentrated in the Eastern, North-Eastern and Western Major Districts. Of Russian-, Estonian- and Somali-language residents, two-thirds lived in these major districts. Of the fourth-largest language group, the English-language residents, only two in five lived in these areas. Every fourth English-language resident lived in the Southern Major District.

Figure 8. Proportion of foreign-language residents in the population of Helsinki Major Districts in 1992–2013

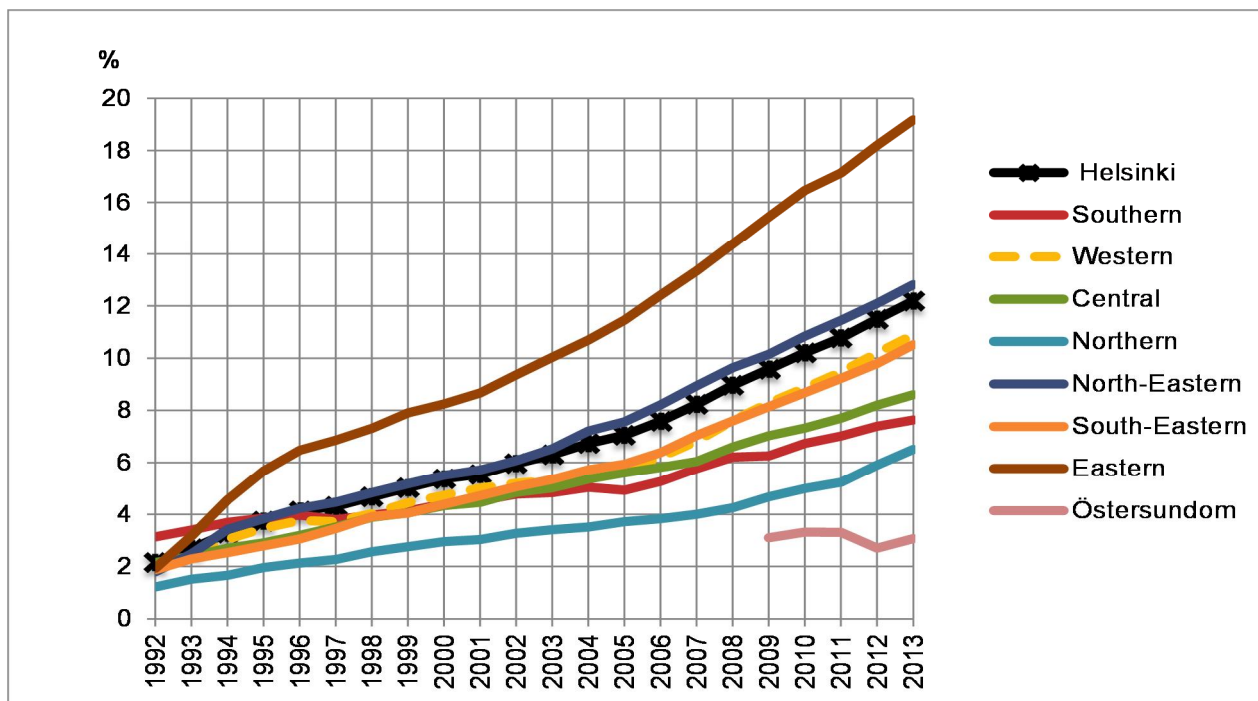
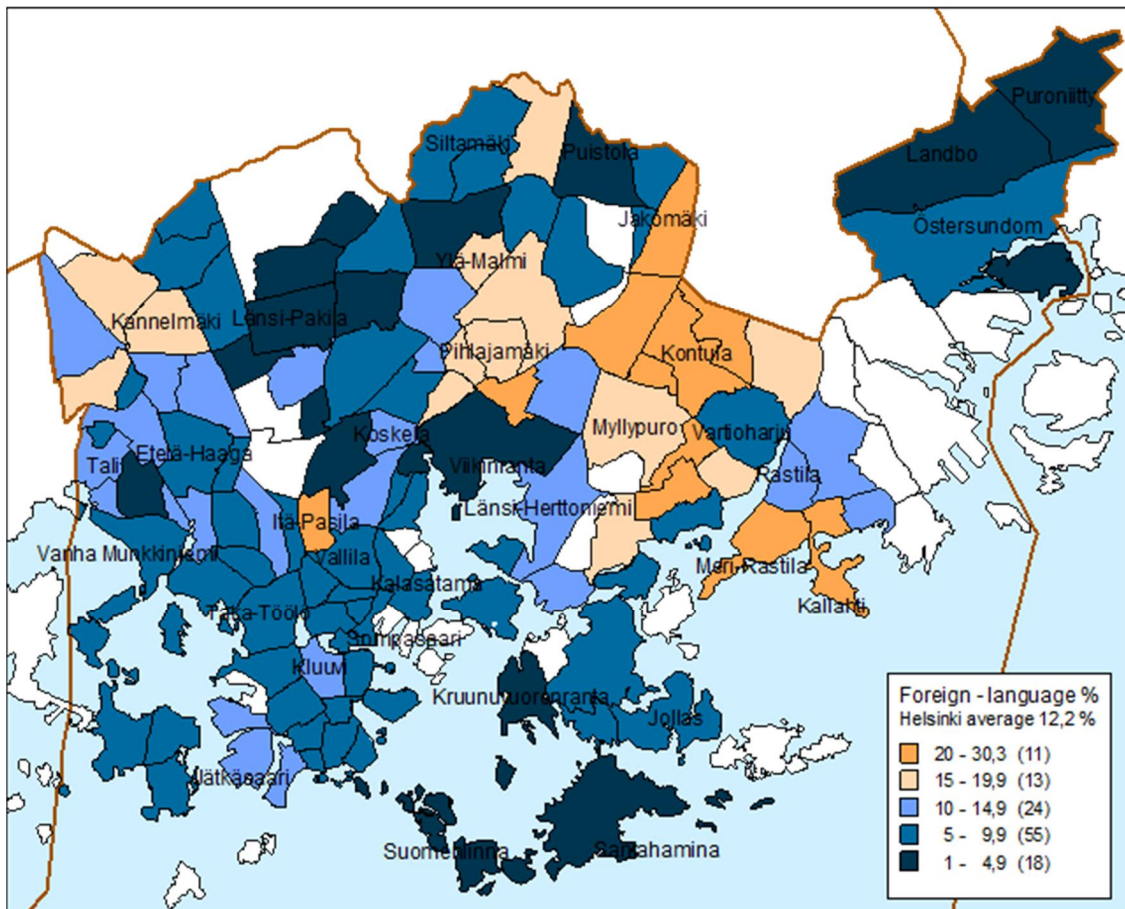


Figure 9. Proportion of foreign-language residents in the population of Helsinki sub-districts on 1 Jan. 2013



Areas with less than 100 inhabitants are blank on the map.
 Source: Statistics Finland, map by City of Helsinki, Urban Facts

6. Projection for the foreign-language population

The projection for the foreign-language population in Helsinki and the Helsinki Region has been drawn up in 2012 in cooperation between the statistical and research authorities of the cities in the Helsinki Metropolitan Area. By 2030, the number of foreign language native speakers is forecast to have grown by 73,000.

In other words, the figure is expected almost to double within twenty years. By that time 150,000, alias 20 per cent, of Helsinki's residents would have a foreign mother tongue. Their number in the whole Helsinki Region would be almost 300,000, i.e. 18 per cent of the region's population. Foreign-language residents would thus account even for up to 72 per cent of population growth in Helsinki and 62 per cent in the Helsinki Region. By 2030, four percent of Helsinki's residents would have Russian as their mother tongue.

Figure 10. Foreign-language population in the Helsinki Region on 1 Jan. 2000–2013 and a projection for 2030

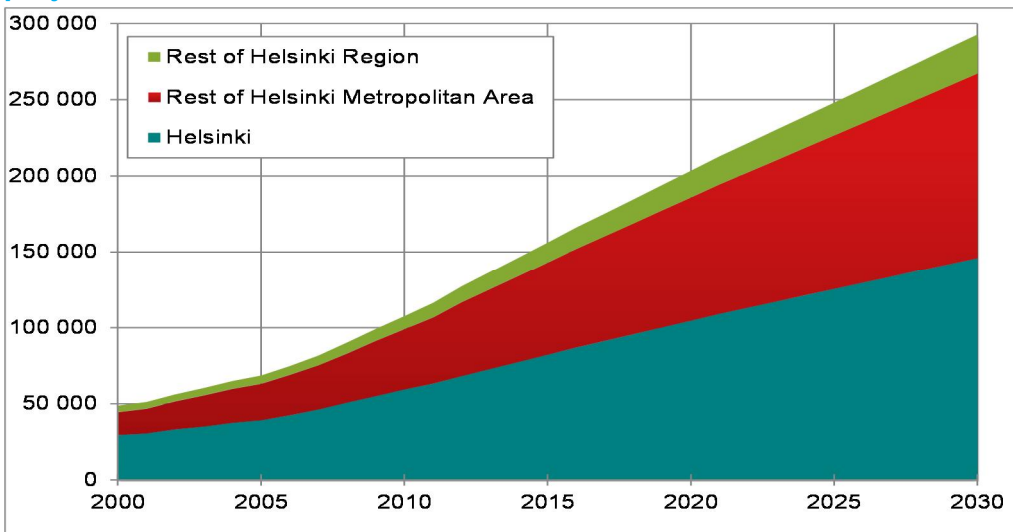
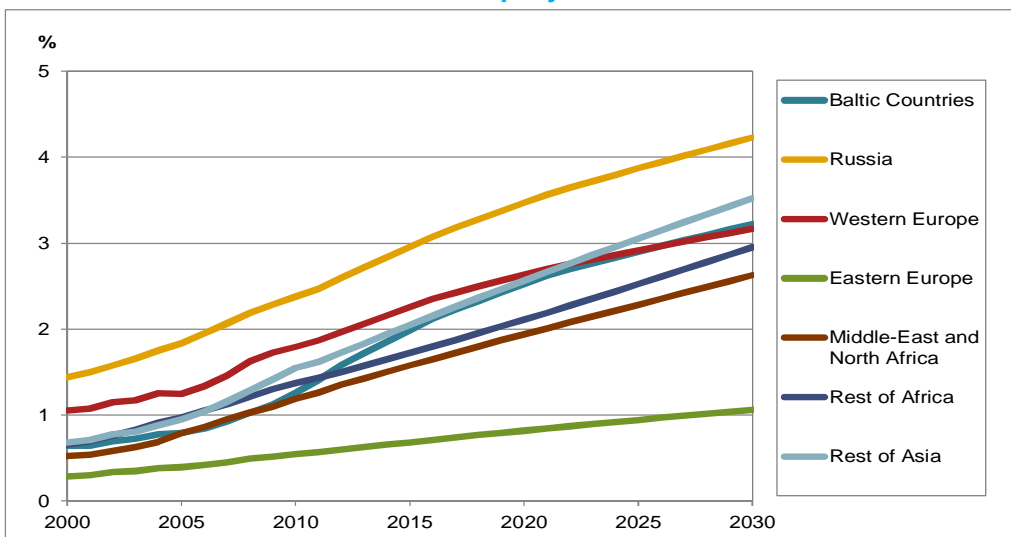


Figure 11. Proportion of the foreign-language residents among the total population in Helsinki on 1 Jan. 2000–2013 and a projection for 2030



7. Migration

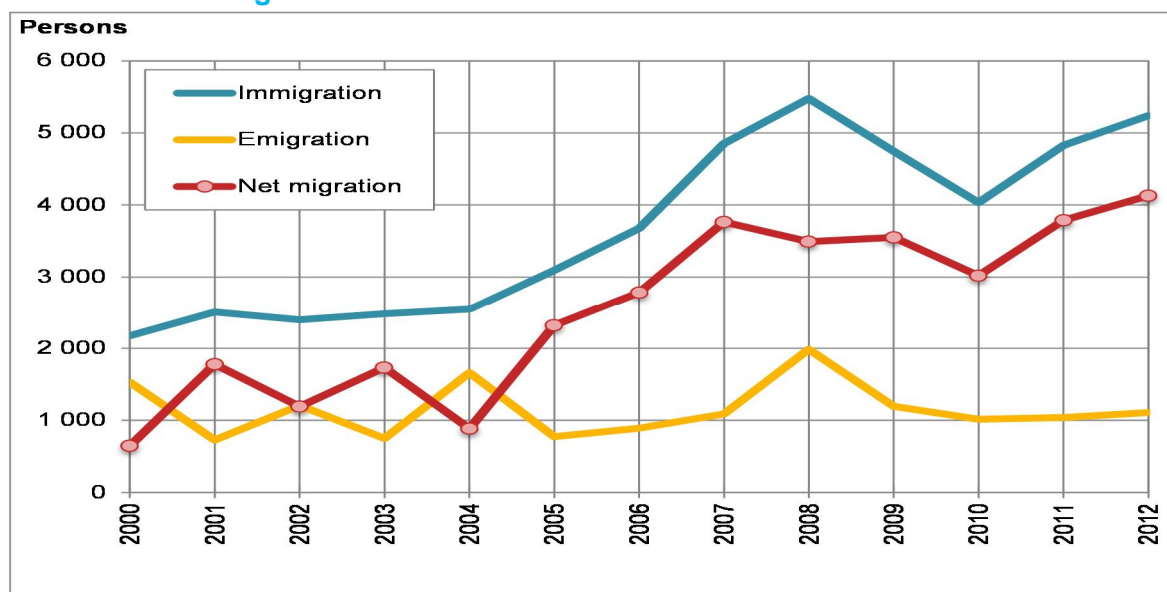
7.1 International migration

In 2012, a total of 7,032 people moved from abroad to Helsinki. 5,239 of these, i.e. 75 per cent, had a foreign mother tongue. The years 2008–2010 saw slower foreign immigration, but in 2011–12, it picked up again. In 2012, the number of people who moved abroad from Helsinki was 3,289. One-third, i.e. 1,108 of them had a foreign mother tongue. In election years, the numbers of emigrated are higher than usual because the population register is updated and unreported emigrations are recorded.

Between 2000 and 2012, a total of 71,414 moved to Helsinki from abroad, 48,050 i.e. 67 per cent of whom had a foreign mother tongue. Over the 2000s, Helsinki has had an international net migration loss of 3,700 people with a domestic mother tongue but an international net migration gain of 33,000 people with a foreign mother tongue.

Of those with a foreign mother tongue moving to Helsinki in 2012, 14.5 per cent were under 15 years old, and about one-third 30–44 year old. Of those with a foreign mother tongue moving abroad from Helsinki, roughly 40 per cent were 30–44 year olds. In all age groups, Helsinki receives a net migration gain. In 2012, two-thirds of its net migration gain consisted of 20–44 year-old migrants.

Figure 12. Immigration, emigration and net migration of foreign-language residents between Helsinki and foreign countries in 2000–2012



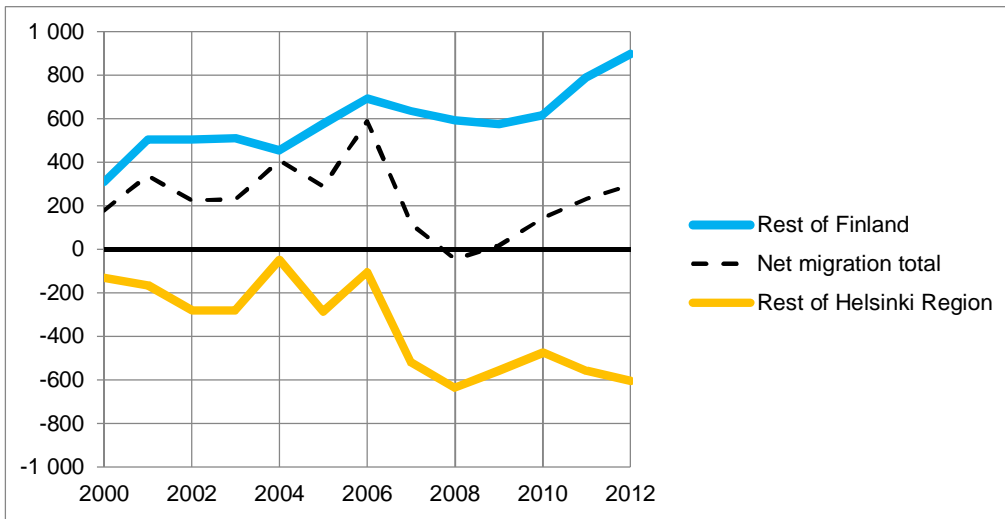
7.2 Migration within Finland

In 2012, those moving to Helsinki from the rest of Finland amounted to 32,813 people. 4,414 of these, i.e. 13 per cent, had a foreign mother tongue. Those moving from Helsinki to the rest of Finland numbered 29,640, of which 4,120, i.e. 14 per cent had a foreign mother tongue.

The 2000s have seen strong increase in the migration of foreign-language residents between Helsinki and the rest of Finland, in both directions. This relates to rising numbers of foreign-language residents in the whole country. With domestic-language residents, this migration has been fairly stable. In 2000, foreign-language residents accounted for 4 per cent, in 2012 already for 14 per cent of Helsinki's domestic migration.

In the internal migration within the Helsinki Region, Helsinki had, in 2008–2012, a net migration loss of foreign-language residents of just under 600 on average per annum to the rest of the region. This was three times as high as these numbers were at the beginning of the 2000s. Helsinki's net migration of foreign-language residents from the rest of Finland has been growing, up at 800–900 these last few years.

Figure 13. Helsinki's net migration gain and loss of foreign-language residents from/to the Rest of the Helsinki Region and the rest of Finland in 2000-2012



7.3 Migration overall

Helsinki's population is growing. Natural population growth has been positive and rising in recent years: births have outnumbered death annually by over 1,500. International net migration has been steadily positive in these last few years: since 2005, those moving to Helsinki from abroad have annually numbered 3,000 more than those moving the opposite way. Domestic net migration, on the other hand, has been unstable. Between 2002 and 2007, those moving from Helsinki elsewhere in Finland outnumbered those moving the opposite way, but from 2008 on, this net migration has been raising Helsinki's population figure.

The migration of foreign-language residents to or from Helsinki has been characterized by strong immigration from abroad and relatively lively migration within Finland. The number of foreign-language residents is rising in Helsinki primarily due to international migration. The migration of foreign-language residents between Helsinki and the rest of Finland is lively in both directions, and has a small net effect.

Figure 14. Population changes in Helsinki in the 2000s

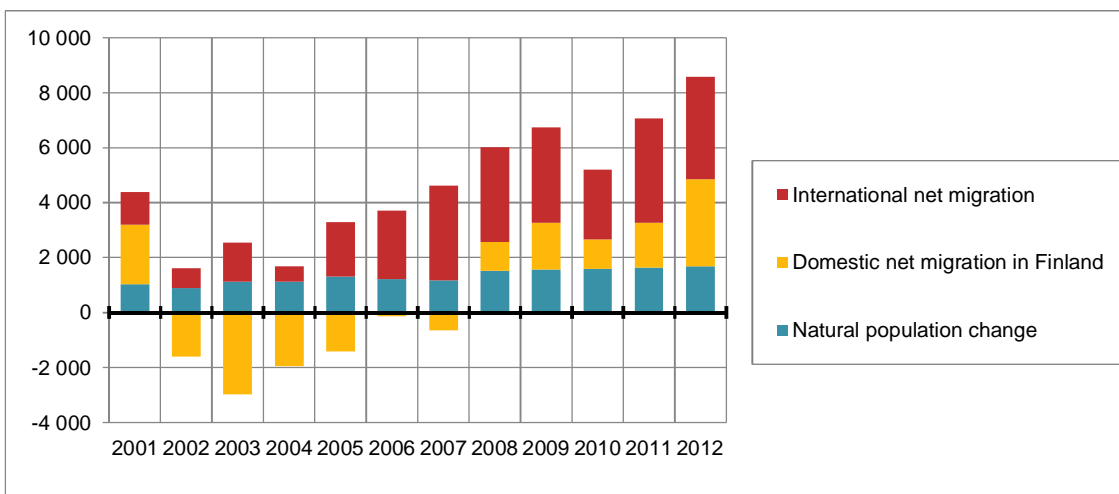
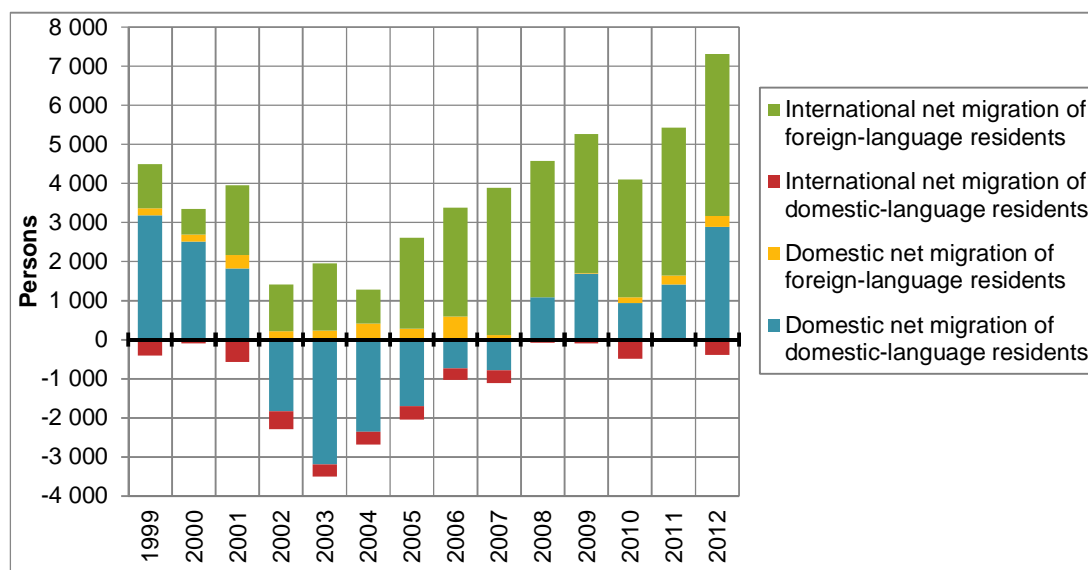


Figure 15. Helsinki's domestic and international net migration by mother tongue in 1999–2012



8. Families and nativity

8.1 Marriages

Foreign-language women are more likely to be married than domestic-language women are. At the beginning of 2013, proportion of married women was 43 per cent of foreign, 33 per cent of domestic-language women. The difference was greatest in the young age groups: among 18–29 year-old women, 27 per cent of foreign-language and 8 per cent of domestic language women were married. In older age groups, this difference is smaller, because of domestic-language women, too, a considerable proportion were married.

There are differences between language groups in the frequency of marriages between domestic- and foreign-language spouses. Somali-language men and women, Arabian and Kurdish-language women, and Russian- and Chinese-language men mostly were married to someone of their own mother tongue. Those, on the other hand, whose mother tongue was either English, German, Spanish or French were mostly married to someone with a domestic mother tongue.

8.2 Families with children

At the beginning of 2013, there were 13,787 such families with children in Helsinki where either parent (or the single parent) had a foreign mother tongue. They made up 19 per cent of all families with children. The number of families with at least one child under 18 years of age in Helsinki was 57,055, of which 21 per cent, i.e. 12,117, had at least one foreign-language parent.

The proportion of families with no children under 18 was smaller among foreign-language families than other families. Of all families with children in Helsinki, 21 per cent had no

children under 18. The percentage of such families was 18 among families where both parents had a domestic mother tongue, 10 among families with one foreign-language parent, and 9 among families where both parents had a foreign mother tongue. The difference partly comes from a younger age structure among the foreign-language population.

Table 3. Families with children by mother tongue of parents in Helsinki on 1 Jan. 2013

Mother tongue of parents	All families with children	Persons per family	Children per family	No minor children %	Families with small children % ¹⁾	Large families ²⁾
Domestic language both	38 985	3,7	1,7	18,2	46,3	10,6
Domestic and foreign language	4 851	3,7	1,7	10,2	58,9	10,3
Foreign language both	5 114	4,1	2,1	9,4	59,9	21,1
Domestic language lone parent	19 733	2,4	1,4	34,0	23,4	5,2
Foreign language lone parent	3 822	2,7	1,7	18,3	40,9	12,6
Total	72 505	3,3	1,7	21,3	41,6	10,0

¹⁾Families with children under 7 years of age.

²⁾Families with at least 3 children under 18.

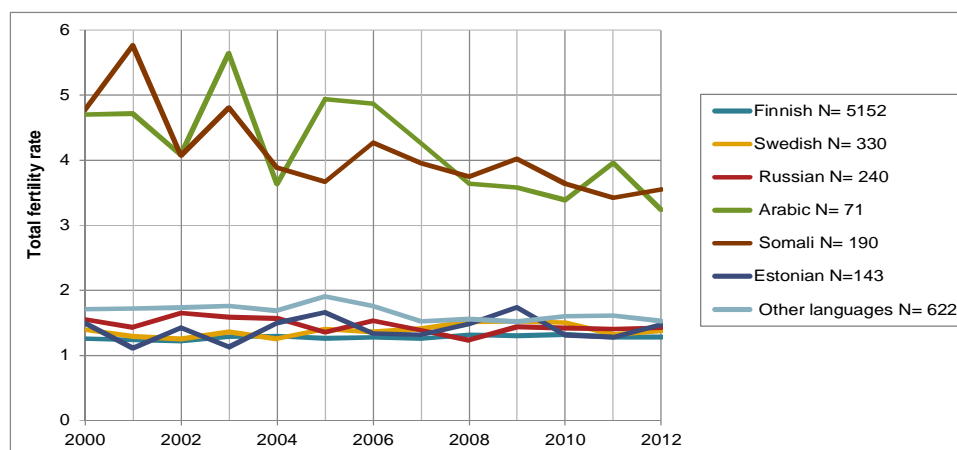
Foreign-language families had more children. The overall number of children in families with children in Helsinki was 1.65. Families with a domestic mother tongue there were on average 1.71 children, and in families with two foreign-language parents 2.07 children. Of domestic-language families with children, ten per cent had three or more children. Among families with two foreign-language parents the percentage of such big families was 21. Families with small children, too, were more common with foreign-language families.

8.3 Nativity

In 2012, the number of children born in Helsinki was 6,748. To each one thousand 15–49 year-old women in the city, 43 children were born. This figure, the crude birth rate i.e. fertility rate, was 40 for Finnish- or Sami-language women, 41 for Swedish-language, and 57 among foreign-language women. On average, foreign-language mothers bore their children at a younger age than did domestic-language mothers. With 20–24 year-old women, the fertility rate was 58 for foreign-language mothers, vs. 21 for Finnish- and Sami-language mothers. Still with 25–29 year-old mothers, foreign-language mothers have a higher fertility rate than do domestic-language mothers, but with 30–39 year-olds, domestic-language mothers have a higher fertility rate.

In 2012 Helsinki's total fertility rate was 1.34. For the foreign-language population, the figure was 1.71. Nativity varies with language group. Of large language groups, the fertility of Estonian- or Russian-language residents differs very little from that of the domestic-language population. But the total fertility rate of Somali- or Arabic-language residents was almost three times as high as that of the whole population, although fertility has fallen in the 2000s. In all, the fertility of foreign-language residents has fallen in the 2000s, while that of the domestic-language population has risen somewhat.

Figure 16. Total fertility rate by mother tongue in Helsinki in 2000–2012



N= Children born in 2012

9. Housing

9.1 Structure of dwelling households

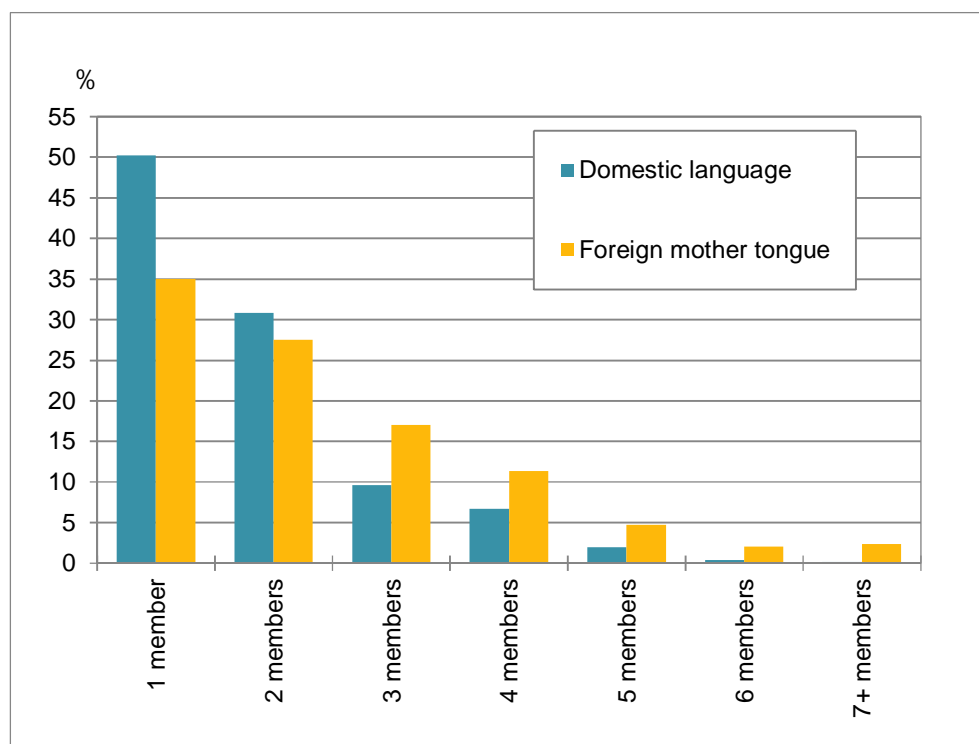
At the end of 2010, the 23,117 foreign-language households in Helsinki made up 7.6 per cent of the 303,982 households in the city. The largest group, just over a quarter, of foreign-language households were those with Russian as their home language. The next largest group were the Estonian-language households, making up 15 per cent of foreign-language households.

Foreign-language household are, on average, larger than domestic-language households. The percentage of one-person households was 35 with foreign-language households and 50 with domestic-language households. The percentage of five-or-more member households was 9 with foreign-language households and 3 with domestic-language households.

Table 4. Dwelling households by mother tongue of the head of the household in Helsinki on 31 Dec. 2010

	Dwelling households	Persons
Mother tongue Finnish or Swedish	280 865	510 165
Foreign mother tongue total	23 117	55 875
Russian	6 005	12 668
Estonian	3 425	7 147
Asian	2 921	7 992
Western European languages (excl. English)	2 575	5 510
English	1 563	3 547
North African and Middle East languages	1 668	4 173
Somali	1 349	5 415
Eastern European languages (excl. Russian)	1 176	2 989
Arabic	987	2 711
Other African	668	1 829
Other language or mother tongue unknown	780	1 894

Figure 17. Dwelling households by mother tongue and number of members in Helsinki on 31 Dec. 2010



9.2 Tenure status of dwelling households

It is very common for foreign-language households to live in a rented home. While half of domestic-language residents were tenants, this proportion was four in five with foreign-language residents. The most common housing form among foreign-language residents (45% of these residents) was state-subsidised housing, so-called Arava rented housing. Of domestic-language households, 20 per cent lived in such flats. Renting your home on the free market is approximately as common in both groups: 29 per cent of foreign-language households and 25 per cent of domestic-language households did.

Those with a domestic mother tongue predominantly own their homes: half of the domestic-language households in Helsinki did, versus 20 per cent of the foreign-language households. As a rule, households with many members more commonly live in owner-occupied dwellings than do one or two person households. However, owner-occupied housing increases less strongly along with growing household size among foreign-language households than among domestic-language household. The percentage of one-person households living in an owner-occupied home was 44 with domestic-language, 15 with foreign-language residents. For four-person households, this percentage was 67 among domestic-language and 28 among foreign-language residents. Very few foreign-language households with more than five members have an owner-occupied home.

Living in state-subsidised housing (so-called Arava flat) is more common among foreign-language households than in domestic-language households, and increasingly so with growing household size.

Table 5. Tenure status of dwelling households by mother tongue and number of members in Helsinki on 31 Dec. 2010

	Members		%				
	Total	Total	Owner-occupied	State-subsidised	Other rented	Right of occupancy	Other tenure state
Finnish or Swedish							
Total	280 865	100	50,4	20,2	24,7	2,4	2,3
1 member	141 010	100	43,6	20,5	31,0	2,0	2,9
2 members	86 617	100	55,0	19,6	21,3	2,1	1,9
3 members	27 095	100	56,2	23,0	15,8	3,3	1,7
4 members	18 794	100	66,9	17,0	10,8	3,9	1,4
5 members	5 642	100	65,9	17,7	11,0	3,9	1,5
6+ members	1 707	100	50,6	25,1	17,0	4,5	2,7
Foreign mother tongue							
Total	23 117	100	19,1	45,1	29,2	1,7	5,0
1 member	8 088	100	15,0	35,0	41,2	1,1	7,6
2 members	6 355	100	19,8	45,4	28,9	1,9	4,1
3 members	3 930	100	22,1	51,4	20,9	1,9	3,6
4 members	2 626	100	27,5	51,1	15,3	2,6	3,5
5 members	1 103	100	20,8	57,5	17,5	2,4	1,9
6+ members	1 015	100	10,4	70,0	15,4	1,4	2,8

9.3 Housing space

On average, foreign-language residents have clearly less housing space per person than have domestic-language residents: 9 per cent of domestic-language and 25 per cent of foreign-language residents lived in crowded conditions. According to Norm 4 (Statistics Finland), crowded housing includes those households with more than one person per room, when the kitchen is not reckoned as a room. Such crowded housing is more common in large households both among domestic- and foreign-language households. Regardless of the size of the household, however, foreign-language residents live in crowded homes clearly more frequently than do domestic-language residents.

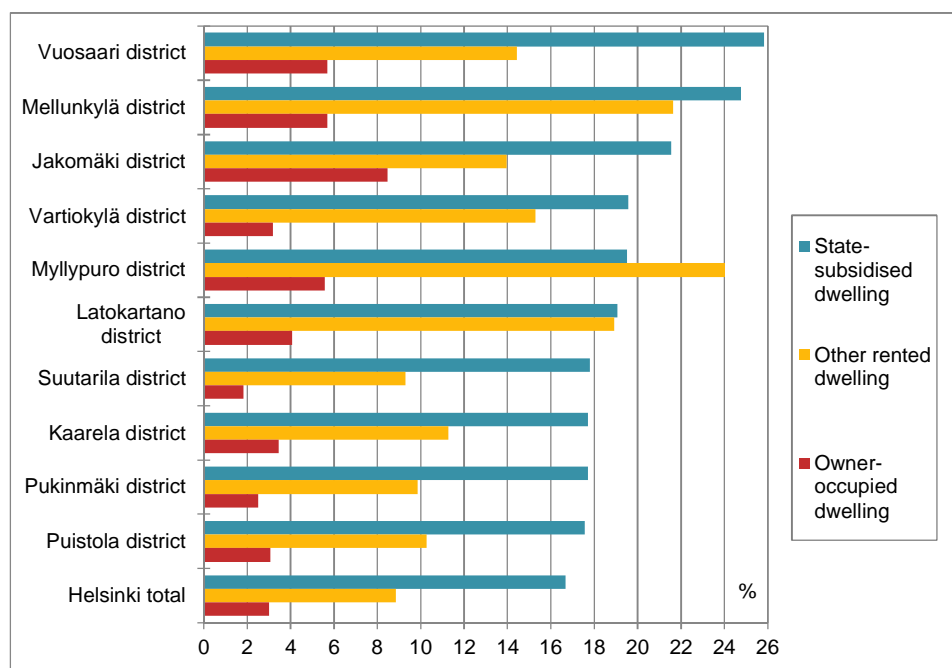
Foreign-language residents also live in smaller homes (square metres). In one-person households, there is no significant difference in average dwelling size between foreign-language and domestic-language residents. But in five-member households, for example, those with a domestic mother tongue live in, on average, 107 square metres, versus 20 sq.m. less for those with a foreign language.

Domestic-language households also have more floor space per person (35 square metres) than do foreign-language households (25 square metres). As the number of members of households rises, floor space per person decreases notably: While in domestic-language households those with just one- member had 49 sq.m. per person, those with over six members had 16 sq.m. per person. Foreign-language six-member households had 11 square metres floor space per person.

9.4 Housing in districts

Of all dwelling households in Helsinki at end 2010, around 8 per cent, i.e. 23,117 had a foreign mother tongue. In Helsinki as a whole, the proportion of foreign-language households was 3 per cent in owner-occupied homes, 17 per cent in state-subsidised dwellings, 9 per cent in free-market rented homes and 6 per cent in right of occupancy dwellings. The largest number of foreign-language residents was found in Jakomäki district, with 17 per cent of households having a foreign language. This proportion was 15 per cent in Mellunkylä district, 13 per cent in Myllypuro and over 10 per cent in the districts of Vuosaari, Latokartano and Kaarela.

Figure 18. Districts in Helsinki with the highest percentage of foreign-language residents by tenure status on 31 Dec. 2010



10. Education level and studies

10.1 Level of education

With many foreigners, their educational background has not been introduced in Statistic Finland's Register of Completed Education and Degrees, and thus the statistics on foreigners' education are incomplete. This is important when analysing the education of foreign-background residents. The proportion of educationally unqualified is smaller than statistics suggest.

Of those 25–64 year-old foreign-language residents living in Helsinki at the end of 2011, 46 per cent had a registered post-compulsory education. 4 per cent had completed a upper secondary general education, 17 per cent a upper secondary vocational education. 24 per cent of foreign-language residents had a registered tertiary degree.

The educational level of foreign-language residents in Helsinki has fallen slightly in the 2000s. Particularly the proportion having completed an upper secondary education had decreased. The proportion with a tertiary degree had stayed almost the same. In Finland as a whole, the educational level of foreign-language residents remained practically unchanged during this time.

Among foreign-language residents, registered educations and degrees are most common among the oldest age groups. In the age groups between 40 and 69 years, about half had completed a post-compulsory education. The older the age group, the more their education level resembles the average of the whole population. Young foreign-language residents have much less registered qualifications and degrees: just around 40 per cent of 20–29 year-olds had completed a post-compulsory education, which is considerably less than in the whole population of that age. Thus, the registered education level of foreign-language residents lowers the education level of the whole population, since the foreign-language population holds a high proportion of young people.

Among both foreign-language and domestic-language residents, women have more completed education and degrees. Among foreign-language residents, 49 per cent of the women had completed a post-compulsory education, versus 42 per cent of the men. The women have attained more tertiary education, but at upper secondary level, the men and the women have equally much education.

Figure 19. 25–64-year-old Helsinki residents by mother tongue and education level on 31 Dec. 2011

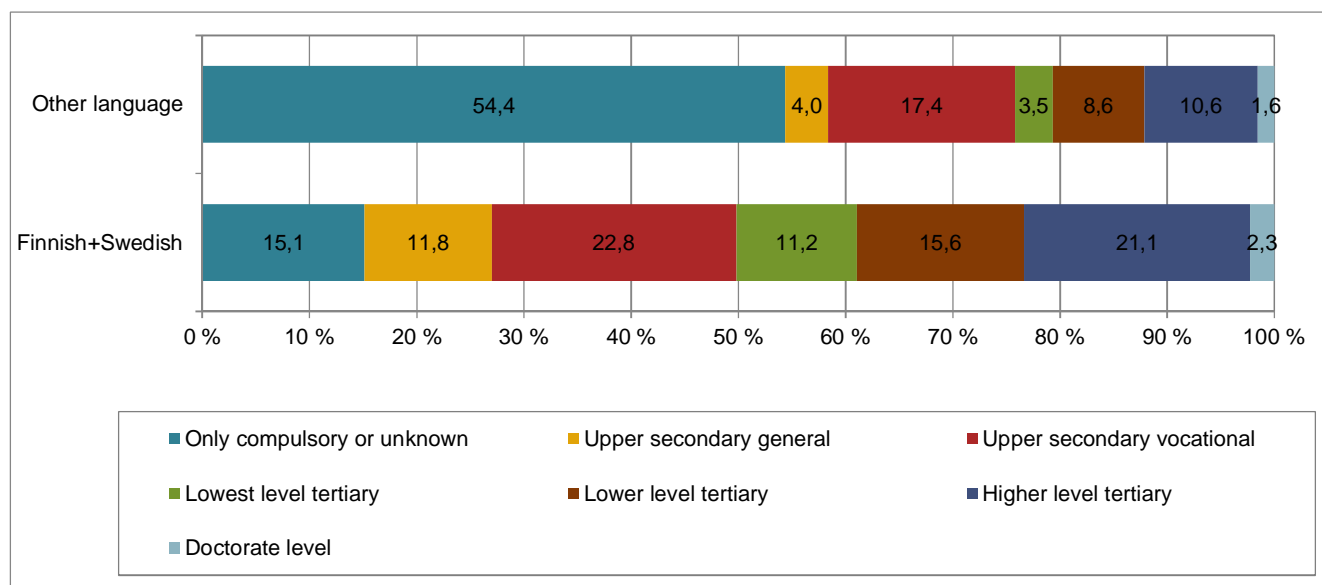
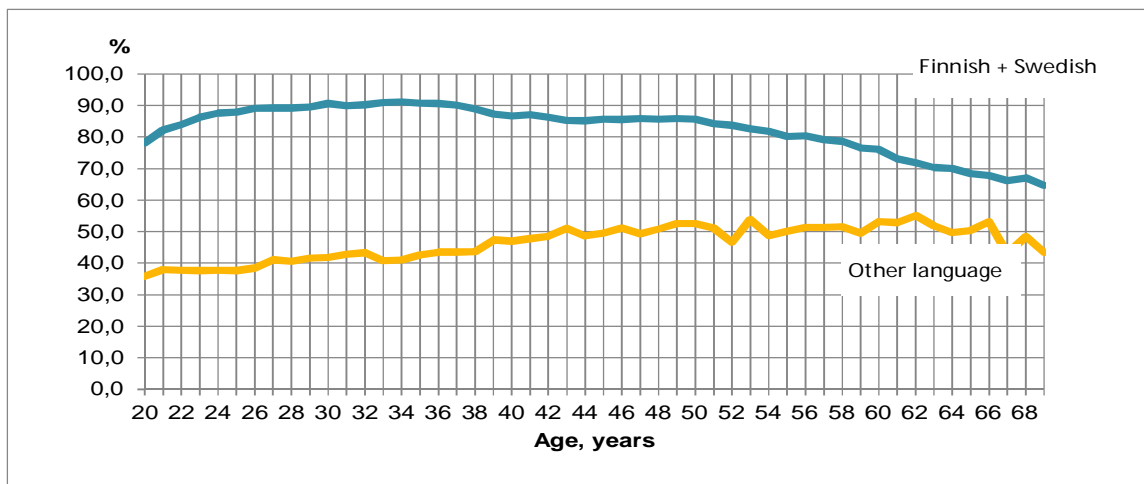


Figure 20. Proportion of 20–69 year-olds having completed a post-compulsory education, by age and mother tongue in Helsinki on 31 Dec. 2011



10.2 Foreign-language students

In 2011, the number of foreign-language students in upper secondary general education in Helsinki was 1,599, i.e. nine per cent of all students at that level. At the same time, foreign-language students accounted for around seven per cent of all youth-level students, 18 per cent of adult-level students, and 38 per cent of international baccalaureate students. Over one-third of all foreign-language general upper secondary general students studied in Helsinki. In the rest of Finland as a whole, those with a foreign mother tongue made up less than three per cent of all upper secondary general students. Of all foreign-language upper secondary general students in Helsinki, 20 per cent had Russian as their mother tongue, around 10 per cent Estonian and around 10 per cent Somali.

The proportion of foreign-language students was greater in upper secondary vocational than in upper secondary general education: 10 per cent in 2010. The number of foreign-language students in upper secondary vocational education was 3,276. The largest groups were the Russian-language (26%) and Estonian-language (17%) students.

Polytechnic education in Helsinki had 2,074 foreign-language students, making up 10 per cent of all students in these establishments in Helsinki 2010. The top percentages of mother-tongue groups among these foreign-language students were Russian 25, English 11, Chinese 7 and Estonian 6.

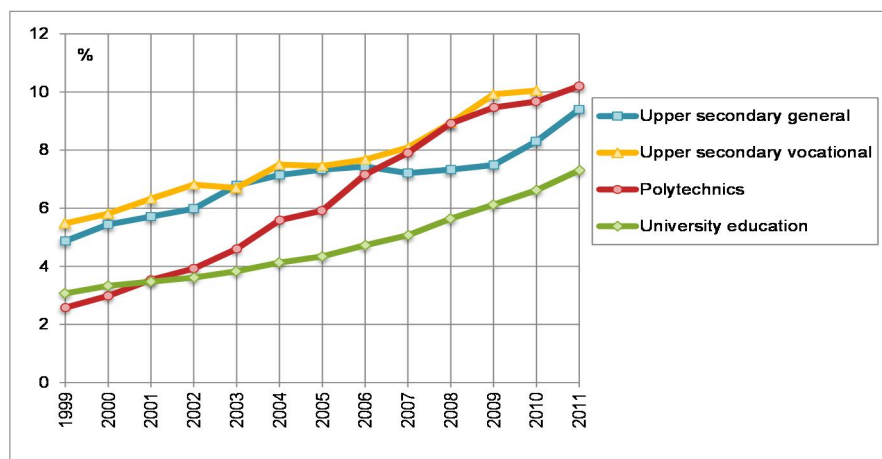
University education in Helsinki in 2010 had 3,006 students with a foreign mother tongue, making up 7 per cent of all students at this level. The highest percentage of foreign-mother-tongue students were found among higher (master's) level and doctorate students. In the university education differences in proportions of foreign-language students between Helsinki and the rest of Finland varied the least.

Between 2005 and 2010, the number of foreign-language students grew most, by no less than 84 per cent, in polytechnic education. Meanwhile, the total number of students in this education grew by only 12 per cent. Since the year 2000, the proportion of foreign-language students among all polytechnic students has grown from three per cent to ten

per cent. And in upper secondary vocational, too, the number of foreign-language students grew fast, by 57 per cent over the period 2005–2009, but at that level, the overall number of students has grown rapidly as well. Growth in foreign-language student numbers has been slowest in upper secondary general education, but there, too, faster than the total student increase.

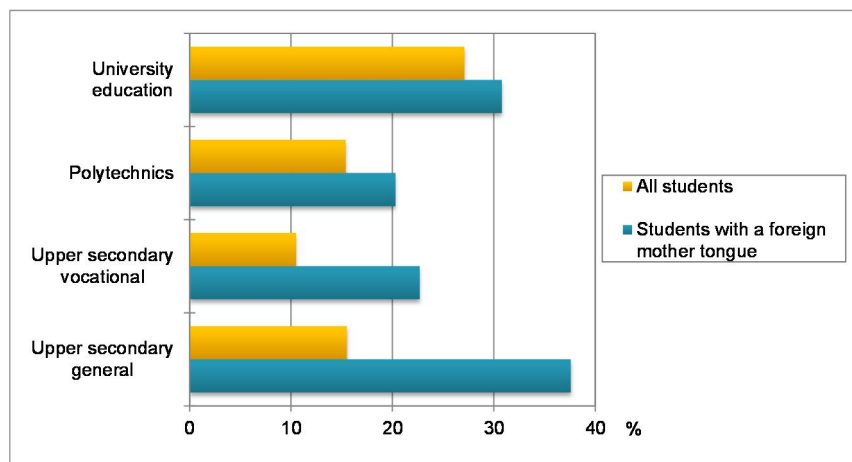
In upper secondary general, the number of Russian-language students has decreased in recent years, while Estonian-language and English-language students have increased slowly. Instead, there has been rapid growth in this education in the numbers of Somali, Persian, Kurdish, and Arabic-language students. Russian-language students are still increasing in upper secondary vocational and polytechnic education. In university studies, the Chinese-language students have rapidly become the second-largest foreign language group. The trend in the numbers of students in European language groups has been fairly stable in university education.

Figure 21. The proportion of students with a foreign mother tongue among all students in various education sectors in Helsinki in 1999–2011



*Data on vocational secondary from 2010

Figure 22. Helsinki's share of all students and of students with a foreign mother tongue at various education levels in Finland in 2011



11. Employment and unemployment

At the end of 2011, the unemployment rate of foreign-language residents in Helsinki was 18.4 per cent and their employment rate among 20–64 year-olds 52.9 per cent. Among those with Finnish or Swedish as their mother tongue, the unemployment rate was 6.3 per cent and the employment rate 76.1 per cent. In the Helsinki Region as a whole, the unemployment rate of foreign-language residents was 17.4 per cent, and their employment rate among 20–64 year olds was 56.6 per cent. Elsewhere in Finland, these proportions among foreign-language residents were 24.9 per cent and 51.4 per cent.

The freshest register-based statistic data on the employment and unemployment of foreign-background residents are found in Statistics Finland's employment statistics. The classification is based on residents' mother tongue. At the end of 2011 the number of unemployed foreign-language residents in Helsinki was 6,198, and men accounted for 52 per cent of these unemployed. The figure had risen by 102 persons since the same time the previous year, but nevertheless the unemployment rate fell by about one percentage point. In 2009, the overall employment situation deteriorated strongly due to a global economic trough. This deterioration was stronger among foreign-background than domestic-language residents, and the unemployment of foreign-backgrounders stayed higher than earlier in 2010 and 2011.

An analysis by age group and gender reveals that with foreign-language men, employment has been highest in the age group 25–49 year olds, and that employment rates are, on the whole, fairly even except for the over 60 year olds. With foreign-language women, employment is highest in the age group 40–59 year olds. With Finnish- or Swedish-language residents, the employment rate of younger women does not differ from that of older women as clearly as it does with foreign-language residents.

Table 6. Foreign-language residents in terms of labour force on 31 Dec. 2011

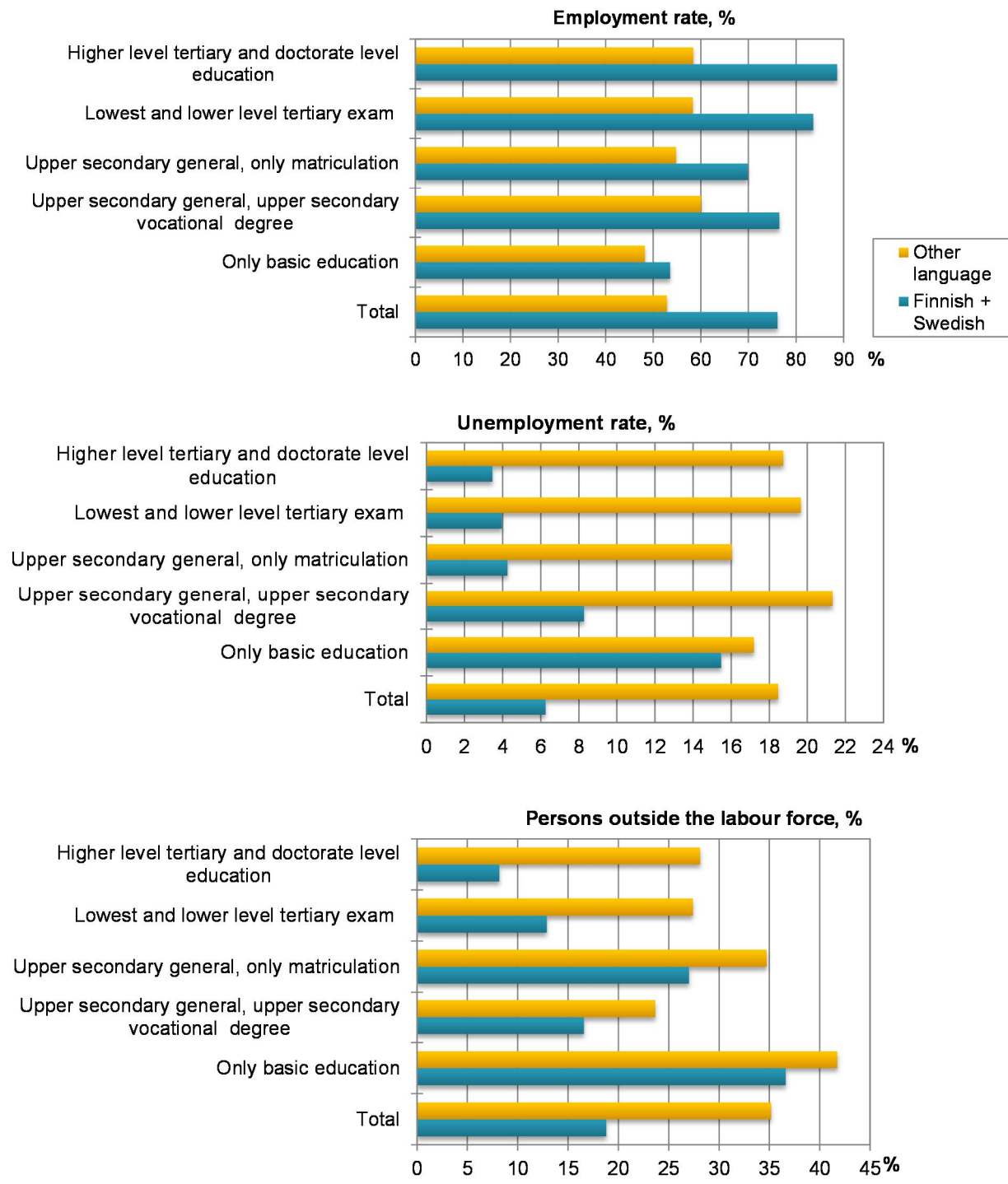
	Helsinki	Helsinki Metropolitan Area	Helsinki Region	Rest of Finland
Labour force	33 606	59 062	65 036	60 385
Employed	27 408	48 669	53 732	45 347
Unemployed	6 198	10 393	11 304	15 038
Employment rate (15-64 year olds),	52,9	56,0	56,6	51,4
Unemployment rate, %	18,4	17,6	17,4	24,9

A high level of education does not protect foreign-background residents from unemployment as efficiently as it does the domestic population. Whereas with domestic-language residents, unemployment becomes less frequent the higher their education, unemployment among foreign-language residents occurs evenly regardless of their education. The rate of employment, in turn, rises with higher education among domestic-language residents and to some extent among foreign-language residents, too.

Foreign-language residents of working age are more often outside the labour force than are those with a domestic mother tongue of that age, regardless of education level. For

example, of those 20–64 year olds with a higher tertiary or researcher-level degree, 28 per cent of foreign-language residents were outside the labour force, versus 8 per cent of Finnish- or Swedish-language residents.

Figure 23. Employment and unemployment rates and those 20–64 year olds not included in the labour force by mother tongue and education level in Helsinki on 31 Dec. 2011



Employment rate = employed/population ratio (%), Unemployment rate = unemployed/labour force ratio (%), Outside labour force = outside labour force/ population ratio (%)

The freshest statistical data on the employment situation of foreign-background residents can be found in the Ministry of Employment and the Economy's employment service statistics, whose data are compiled monthly from the registers of the Employment and Economic Development Offices. The register accounts for foreign-nationals, too. In January - June 2013, the number of unemployed foreign nationals was 20 per cent larger than it had been a year earlier. Finnish nationals were not spared either from the rise in numbers of unemployed job seekers, and the number of all unemployed job seekers also grew by 20 per cent.

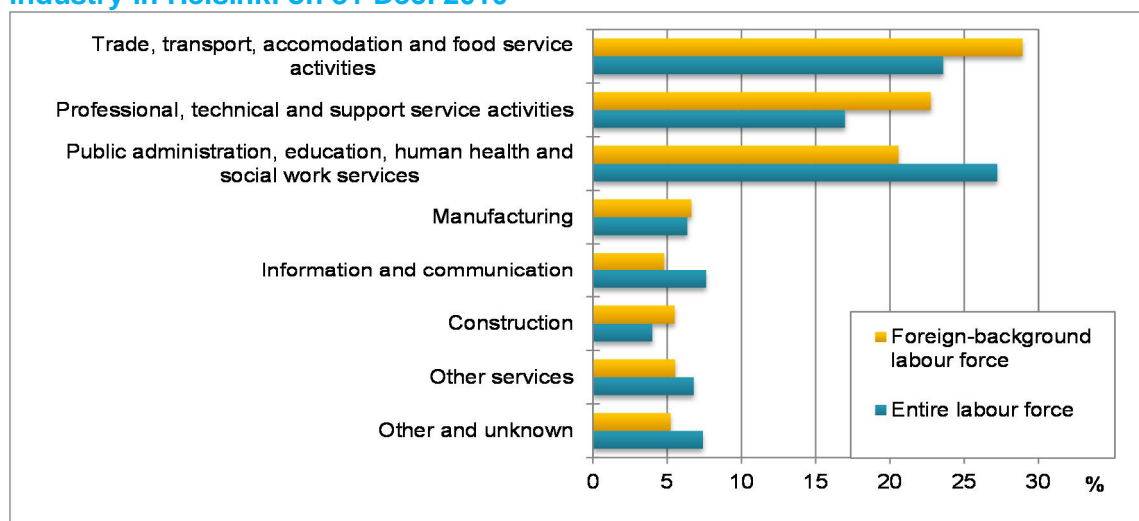
The employment situation of foreign-background residents varies much by nationality. While some nationality groups have come to Finland mainly in search of work, others have come as refugees. Those with a refugee background, especially, have had problems finding a job. Those coming from other EU member states or from the rest of Scandinavia have been employed most successfully. Those coming from Africa or the Middle East have had most difficulties in finding a job.

At the end of 2010, almost one-third of Helsinki's foreign-background labour force worked in either trade, transport and storage or accommodation and food services. Another large employer sector were professional, technical and support services. Every fifth worked in public services such as health care, social welfare services or education.

Compared with the labour force as a whole, foreign-background residents are relatively over-represented in trade, transport, accommodation and food services. Foreign-backgrounders also account for a larger share of jobs in professional, technical and support service activities, and in construction and manufacturing than is their share of the entire labour force.

In entrepreneurs, on the other hand, foreign-background residents are better represented than is the labour force as a whole. At the end of 2010 the entrepreneurship ratio, i.e. the proportion of entrepreneurs among the employed, in Helsinki was 10.2 per cent for foreign-background resident. The ratio was 6.5 per cent for the whole employed labour force in Helsinki.

Figure 24. Foreign-background labour force and the entire employed labour force by industry in Helsinki on 31 Dec. 2010



SOURCES, DATA and EXPLANATORY NOTES

Source of figures and tables is Statistics Finland if not otherwise indicated.

City of Helsinki Urban Facts, Population Projection for Foreign-language Residents

Statistics Finland, Population Statistics

Statistics Finland, Education Statistics

Statistics Finland, Employment Statistics

Statistics Finland, Housing Statistics

Statistics Finland, Census Data

Ministry of Education, Kota Database

Ministry of the Interior, Immigration Unit, Immigration Statistics

Ministry of Employment and the Economy, Employment Service Statistics

The statistically recorded population are those with a fixed abode in Helsinki on the day of reference regardless of their nationality. Foreign nationals are considered to have a fixed abode in Finland if their stay is understood to be or has already lasted for at least a year. Asylum seekers receive a fixed abode only when their applications have been approved. Thus, refugees having been granted political asylum are included in the population of the municipality where they have been received; likewise quota refugees. Staff of embassies, trade missions or consulates and their family members are not included in Helsinki's population unless they are Finnish citizens.

Country of birth is the country wherein the mother had permanent residence at the time the child was born. Those born abroad may include Finnish nationals, just as those born in Finland may include foreign nationals.

Those with a foreign mother tongue i.e. foreign-language residents include all residents who do not have a domestic mother tongue (Finnish, Swedish or Sami, the three official languages of Finland). The latter are referred to here as domestic-language residents. The mother tongue is recorded statistically when the parents register the name of the child. Foreign-background residents whose mother tongue is Finnish, Swedish or Sami are not recorded as foreign-language residents.

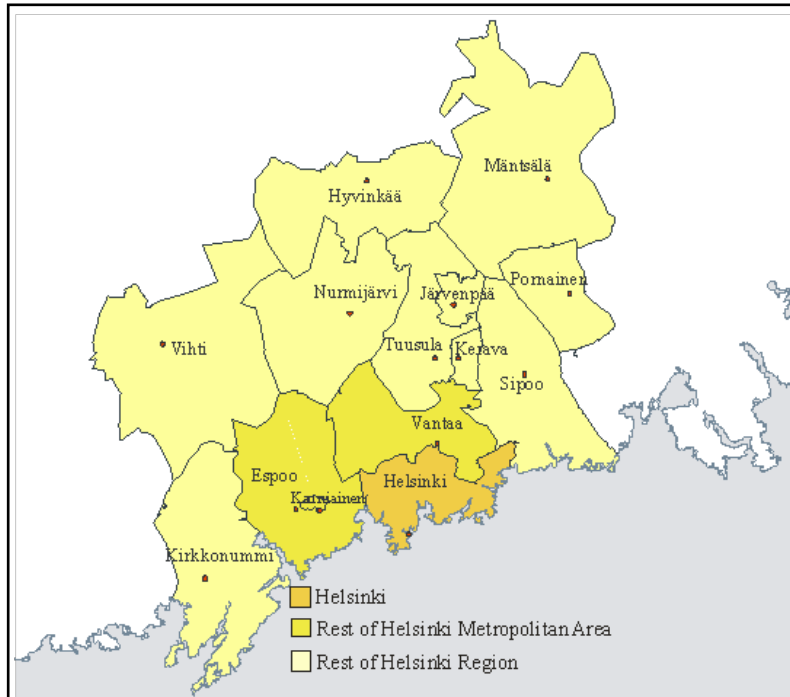
In these statistics, foreign nationals are people with a fixed abode in Finland but without Finnish citizenship. The term citizenship defines those who are a citizen, i.e. national, of a country. Usually, citizenship comes with being born in a country, although it can be changed after moving to another country. Some countries allow dual citizenship, which enables people to have two or even more citizenships while retaining their initial citizenship. In the context of this publication, if one of the citizenships is Finnish, the person is recorded as a Finnish citizen. People with more than one citizenship are recorded as citizens of the country whose passport they used when arriving in Finland.

People with a foreign background, i.e. foreign-background residents include not only foreign nationals but also those Finnish nationals (i.e. Finnish citizens) who have been born abroad. Foreign nationals include certain children born in Finland. Finnish nationals born abroad include both people born abroad in Finnish families and that have later moved back to Finland and people having received Finnish citizenship, i.e. via the process of naturalisation, after moving to Finland.

THIS PUBLICATION is AN ABRIDGED VERSION of Helsingin ulkomaalaisväestö vuonna 2013. Helsingin kaupungin tietokeskus, Tilastoja 2013:31. Vital data on foreign-language residents can also be found in the Helsinki Area Database (www.aluesarjat.fi) and in the Helsinki Region Infoshare database (www.hri.fi).

Former Publications: Helsingin kaupungin tietokeskus, Tilastoja 2011:41, 2010:30, 2009:40, 2008:33, 2008:4 and Foreigners in Helsinki. City of Helsinki Urban Facts, Statistics 2012:6, 2010:38, 2010:2, 2009:9

Helsinki Region



The Helsinki Metropolitan Area consists of Helsinki, Espoo, Kauniainen and Vantaa.

The Rest of Helsinki Region consists of Hyvinkää, Järvenpää, Kerava, Kirkkonummi, Mäntsälä, Nurmijärvi, Sipoo, Pornainen, Tuusula and Vihti.

The Helsinki Region consists of the Helsinki Metropolitan Area and the Rest of Helsinki Region.

INQUIRIES

Housing: Maija Vihavainen,
tel. +358 9 310 36398
Education: Sanna Ranto,
tel. +358 9 310 36408
Employment: Minna Salorinne,
tel. +358 9 310 36412
Population: Päivi Selander,
tel. +358 9 310 36411

Edited by
Päivi Selander,
tel. +358 9 310 36411

Translations
Magnus Gräsbeck

E-MAIL

etunimi.sukunimi@hel.fi

PUBLISHER

City of Helsinki Urban Facts
B.O.Box 5500,
FI-00099 City of Helsinki, Finland

ORDERS, DISTRIBUTION

tel. +358 9 310 36293

E-MAIL

tietokeskus.tilaukset@hel.fi

DIRECT SALES

City of Helsinki Urban
Facts Library
p. +358 9 310 36377